

## DOCUMENT RESUME

ED 380 169

JC 950 156

AUTHOR Glass, Ruth S.; And Others  
 TITLE Educational Plant Survey: Seminole Community College, May 23-27, 1994.  
 INSTITUTION Florida State Dept. of Education, Tallahassee. Office of Educational Facilities.  
 PUB DATE May 94  
 NOTE 79p.; For an earlier survey, see ED 333 955.  
 AVAILABLE FROM Office of Educational Facilities, Dept. of Education, Suite 1044, Florida Education Center, Ralph D. Turlington Bldg., 325 West Gaines Street, Tallahassee, FL 32399-0400.  
 PUB TYPE Statistical Data (110) -- Reports - Research/Technical (143)

EDRS PRICE MF01/PC04 Plus Postage.  
 DESCRIPTORS \*Capital Outlay (for Fixed Assets); College Housing; \*College Planning; Community Colleges; Construction Costs; Construction Needs; \*Educational Facilities; Educational Facilities Design; \*Educational Facilities Planning; Educational Finance; Enrollment; Enrollment Projections; Expenditure per Student; \*Facility Inventory; Long Range Planning; School Space; School Surveys; Space Utilization; Tables (Data); Two Year Colleges  
 IDENTIFIERS Seminole Community College FL

## ABSTRACT

Pursuant to Florida educational legislation, this report presents findings of an educational plant survey conducted in May 1994 at Seminole Community College (SCC). The report is designed to aid the formulation of plans for housing the educational program, student population, faculty, administrators, staff, and auxiliary services of the college for the ensuing 5-year period. Sections 1, 2, and 3 provide background information on the plant survey team, procedural policies, and the cooperative process used in conducting plant surveys in the Florida community college system. Section 4 presents a historical overview of OWCC, including its major purposes, goals, and policies as they relate to the capital improvements program. Section 5 analyzes the student population and projected enrollment for the 5-year period, while section 6 highlights the program, service, and facility needs of OWCC. Section 7 provides an inventory of existing sites and facilities, including a table of existing satisfactory student stations and space used by faculty, and a discussion of instructional and auxiliary facilities. Section 8 provides a plan for housing programs, students, and services, while section 9 features an analysis of capital outlay finances, including revenue sources for capital outlay. The final section offers recommendations for specific construction, remodeling, and renovation plans, as well as data on site acquisition, development, and improvement needs and costs, totaling \$108,862,178. (MAB)

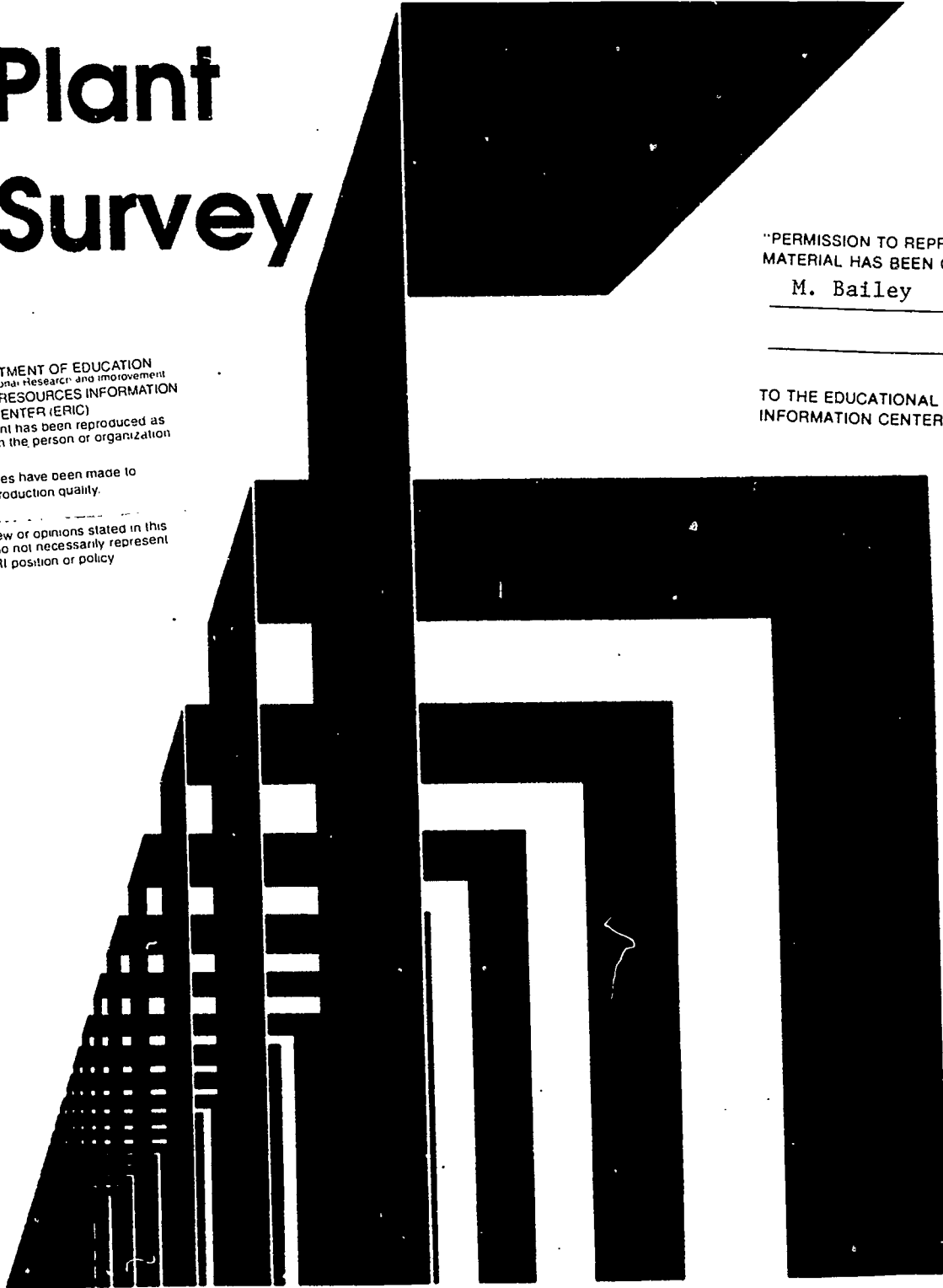
# Educational Plant Survey

U.S. DEPARTMENT OF EDUCATION  
Office of Educational Research and Improvement  
EDUCATIONAL RESOURCES INFORMATION  
CENTER (ERIC)

- This document has been reproduced as received from the person or organization originating it
- Minor changes have been made to improve reproduction quality.
- Points of view or opinions stated in this document do not necessarily represent official OERI position or policy

"PERMISSION TO REPRODUCE THIS  
MATERIAL HAS BEEN GRANTED BY  
M. Bailey

TO THE EDUCATIONAL RESOURCES  
INFORMATION CENTER (ERIC)."



SEMINOLE COMMUNITY COLLEGE  
MAY 23-27, 1994

Additional information about this report  
may be requested by contacting:

Office of Educational Facilities  
Educational Facilities Planning and Evaluation Section  
Department of Education  
Suite 1044, Florida Education Center  
Ralph D. Turlington Building  
325 West Gaines Street  
Tallahassee, Florida 32399-0400  
(904) 487-2575 SUNCOM 277-2575  
FAX # (904) 488-1677 or SUNCOM 278-1677

EDUCATIONAL PLANT SURVEY  
SEMINOLE COMMUNITY COLLEGE  
MAY 23 - 27, 1994

DEPARTMENT OF EDUCATION  
TALLAHASSEE, FLORIDA  
DOUG JAMERSON, COMMISSIONER

Affirmative action/Equal opportunity employer

## TABLE OF CONTENTS

SECTION 1.	
EDUCATIONAL PLANT SURVEY TEAM . . . . .	1
SECTION 2.	
PREFACE. . . . .	3
Section 3.	
INTRODUCTION TO THE EDUCATIONAL PLANT SURVEY . . . . .	5
Statutory Foundations . . . . .	5
Procedural Policies . . . . .	7
Cooperative Process . . . . .	8
SECTION 4.	
OVERVIEW OF THE COLLEGE . . . . .	11
Historical Prospective . . . . .	11
Collegewide Objectives . . . . .	12
Roles and Functions . . . . .	12
SECTION 5.	
ANALYSIS OF STUDENT POPULATION . . . . .	15
Student Enrollment of College . . . . .	15
Exhibit 310: Computation of Projections for Collegewide Capital Outlay Full-Time-Equivalent Student Enrollment . . . . .	17
Exhibit 320: Distribution of 1998-99 Projection for Capital Outlay Full-Time Equivalent Student Enrollment by Site . . . . .	18
SECTION 6.	
PROGRAMS, SERVICES, AND FACILITY NEEDS . . . . .	19
Exhibit 130: Program Facility List for: Site 1: Main Campus . . . . .	20
Site 3: East Center . . . . .	25

TABLE OF CONTENTS (Continued)

SECTION 7.

INVENTORY OF EXISTING SITES AND FACILITIES . . . . . 39

    Description of Sites . . . . . 39

    Description of Facilities . . . . . 39

    Exhibit 140: Existing Satisfactory Student  
    Stations and Space by Facility For:

        Site 1: Main Campus . . . . . 41

    Instructional Facilities and Student Stations . . . . . 43

    Auxiliary and Ancillary Facilities . . . . . 43

    Exhibit 340: Aggregate Footage of Satisfactory  
    Existing Net Square Footage by Space Category  
    by Site . . . . . 45

SECTION 8.

PLAN FOR HOUSING PROGRAMS, STUDENTS, AND SERVICES . . . . . 47

    Programs and Students . . . . . 47

    Exhibit 150: Summary of Student Stations for:

        Site 1: Main Campus . . . . . 48

        Site 3: East Center . . . . . 49

    Personnel and Services . . . . . 50

    Exhibit 160: Summary of Existing and Recommended  
    Square Footage for:

        Site 1: Main Campus . . . . . 51

        Site 3: East Center . . . . . 52

SECTION 9.

ANALYSIS OF CAPITAL OUTLAY FINANCES . . . . . 53

    Revenue Sources for Capital Outlay . . . . . 53

    Exhibit 210: Schedule of State Board of Education  
    Bond Issues and Debt Requirements . . . . . 55

    Exhibit 220: Capital Outlay Expenditure by  
    Fund Source from 1988-89 through 1992-93 . . . . . 56

    Exhibit 230: Capital Outlay Expenditures by  
    Project Type from 1988-89 through 1992-93 . . . . . 57

SECTION 10:




RECOMMENDATIONS FOR EDUCATIONAL PLANTS . . . . . 59

    Exhibit 500: Recommendations for Educational  
    Plants for:

        Site 1: Main Campus . . . . . 62

        Site 3: East Center . . . . . 72

    Standard Collegewide Recommendations . . . . . 76



SECTION 1  
EDUCATIONAL PLANT  
SURVEY  
TEAM




**Team members:** Persons serving on the educational plant survey for Seminole Community College were from the Department of Education, Office of Educational Facilities.

Dr. Ruth S. Glass  
Survey Member and Editor  
Educational Facilities Specialist  
Office of Educational Facilities  
Department of Education

Ms. Loyce K. Farr  
Program Director  
Educational Facilities Specialist  
Office of Educational Facilities  
Department of Education

Dr. James K. Umholtz  
Educational Facilities Specialist  
Office of Educational Facilities  
Department of Education

Dr. Baxter B. Wright  
Survey Director  
Educational Facilities Specialist  
Office of Educational Facilities  
Department of Education



## SECTION 2

### PREFACE

An educational plant survey is a systematic study and evaluation of existing educational plants and the determination of future educational plant needs with respect to provision of appropriate facilities for accommodating educational programs and services for students. At least every five years, each Florida community college district board of trustees arranges for a districtwide educational plant survey pursuant to requirements in Section 9(d) of Article XII of the State Constitution, as amended, and Section 235.15, Florida Statutes (F.S.). The purpose of the survey is to aid the formulation of plans for housing the educational program, student population, faculty, administrators, staff, and auxiliary and ancillary services of the college for the following five-year period.

This publication, prepared for the District Board of Trustees of Seminole Community College, is the report of findings of the educational plant survey for Seminole Community College conducted May 23 - 27, 1994. The report contains recommendations for the educational plants of the college for the period from May 23, 1994, through June 30, 1999. The recommendations herein supersede all previous survey recommendations not implemented as of May 23, 1994, by either execution of a construction contract or issuance of a purchase order.


The findings and recommendations contained in this survey report enable the Board of Trustees to accomplish certain responsibilities with which it is vested: adoption of a proposed long-range plan for educational plants and auxiliary and ancillary facilities under Section 235.16, F.S.; adoption of a capital outlay budget as part of the college annual budget under Section 235.18, F.S.; submission to the Commissioner of Education of a three-year plan and data required for development of the annual legislative capital outlay budget request under Section 235.41, F.S.; use of state capital.



outlay funds for payment for capital outlay projects under Rule 6A-2.0204(4), Florida Administrative Code (FAC); and formulation of a proposed building program and its submission in the form of a project priority list through the Office of Educational Facilities to the State Board of Education for approval under Rule 6A-2.0207, FAC, with the order of priority for expenditure of funds established in accordance with Rule 6A-2.0206, FAC.

Additionally, the survey report serves to satisfy the requirement of Section 240.327 (1), F.S., that the need for community college facilities be established by a survey. Finally, pursuant to Section 235.435(4)(a), F.S., all remodeling, renovation, and new construction projects included in the three-year priority list for legislative funding, prepared by the State Board of Community Colleges for the capital outlay budget request, must have been recommended by a survey.

The survey team gratefully acknowledges the contributions of time, effort, and expertise made by everyone who participated in the survey process: members of the faculty, staff, and administration at Seminole Community College and staff of the Department of Education.



SECTION 3  
INTRODUCTION  
TO THE  
EDUCATIONAL PLANT SURVEY

The educational plant survey is the initial planning phase for providing public educational plants in the State of Florida. Careful planning contributes to appropriate housing of educational programs and services for students and to the wise expenditure of public funds. The educational plant survey is established in the Constitution of the State of Florida and the Statutes of Florida.

**Statutory Foundations:** The statutory foundations for educational plant surveys are described below.

**Legal Basis:** The legal basis for the educational plant survey is established in Section 235.15, Florida Statutes:

Educational plant survey required.--At least every 5 years, each board, including the Board of Regents, shall arrange for an educational plant survey, to aid in formulating plans for housing the educational program and student population, faculty, administrators, staff, and auxiliary and ancillary services of the district or campus. Before educational plant survey of a school district or community college that delivers vocational or adult education programs, the Division of Applied, Technology and Adult Education shall establish and transmit to the Office of Educational Facilities documentation of the need for additional vocational and adult education programs and the continuation of existing programs before facility construction or renovation related to vocational or adult education may be included in the education plant survey. Information used by the Division of Applied Technology and Adult Education to establish facility needs must include, but need not be limited to, labor market data, needs analysis, and information submitted by the school district or community

college. Each survey shall be conducted by the Department of Education or an agency approved by the commissioner. Surveys conducted by agencies other than the Department of Education shall be reviewed and approved by the commissioner. The survey report shall include at least an inventory of existing educational and ancillary plants; recommendations for existing educational and ancillary plants; recommendations for new educational or ancillary plants, including the general location of each; and such other information as may be required by the rules of the State Board of Education. An official copy of each survey report shall be filed by the board with the office. This report may be amended, if conditions warrant, at the request of the board or commissioner.

**Definition:** Educational plant survey means a systematic study of present educational and ancillary plants and the determination of future needs to provide an appropriate educational program and services for each student.

**Purpose:** The purpose of a community college educational plant survey is to aid the Board of Trustees in formulating plans for housing the educational program and student population, faculty, administrators, staff, and auxiliary and ancillary services of the college district for the following five-year period.

**Requirement:** At least every five years, each Board of Trustees shall arrange for an educational plant survey,

**Alternative Methods:** An educational plant survey shall be conducted either by the Department of Education or by an agency approved by the Commissioner of Education. Surveys conducted by agencies other than the Department of Education shall be reviewed and approved by the Commissioner.

**Status of Prior Surveys:** A new educational plant survey shall supersede, as of the date it is conducted, all previous survey recommendations which have not been implemented either by execution of a construction contract or issuance of a purchase order.

**Amendment of Current Survey:** The current survey may be amended during the projected period if conditions appear to justify a change in the projected building construction program by request for a supplementary survey made by the Board of Trustees or the Commissioner of Education.

**Written Report:** A written report containing the findings of the educational plant survey and recommendations for housing the educational programs and projected student population of the college shall be made to the Board of Trustees. An official copy of each survey report shall be filed by the Board with the Office of Educational Facilities.

**Procedural Policies:** Procedural policies incorporated in the educational plant survey process for community colleges are explained below.

**Student Enrollment Projections:** The survey uses five-year capital outlay full-time-equivalent student enrollment projections developed by the Division of Community Colleges, Department of Education. The distribution of these projections by site is furnished by the college.

**Educational Programs:** The survey formulates a plan for housing the programs and services provided by the college. The Board of Trustees determines what programs and services are offered. The Division of Applied Technology and Adult Education, Department of Education, establishes the need for the continuation of or additional vocational and adult programs.

**Program Facility Lists:** Survey evaluation and planning are conducted with reference to program facility lists prepared through cooperative efforts of college staff and the Office of Educational Facilities. The lists are based on size of space and occupant design criteria included in the Florida Administrative Code for programs and services approved by the Board of Trustees, as well as special needs of the college.

**Facilities Inventory:** The survey uses the information about existing educational plants carried in computerized state inventory files containing data for sites, facilities, and rooms. The inventory is validated through cooperative efforts of college staff and the Office of Educational Facilities.

**Student Stations:** The survey counts capacity carrying student stations that are satisfactory and designates which stations are unsatisfactory.

**Space Utilization:** Survey evaluation and planning are conducted with regard to standard utilization criteria for instructional spaces. Criteria for classrooms are: 65 hours of room use per week, Monday through Saturday; 90 percent rate of room occupancy; 55 percent rate of station occupancy for sites with up to 2500 capital outlay full-time-equivalent student enrollment (CO-FTE) and 60 percent rate of station occupancy for sites with 2500 or greater CO-FTE; and 13 average weekly contact hours per CO-FTE.

Standards for vocational laboratories are: 36 hours of room use per week; 68 percent rate of station occupancy; and 12 average weekly contact hours per vocational CO-FTE. Standards for nonvocational laboratories are: 21 hours of room use per week for sites with up to 2500 CO-FTE and 24 hours of room use per week for sites with 2500 or greater CO-FTE; 80 percent rate of station occupancy; and four average weekly contact hours per nonvocational CO-FTE.

**Recommendations:** The survey makes recommendations for site acquisition, development, and improvement, remodeling, renovation, and new construction for sites and facilities owned by the college. Standard recommendations are included for provision of custodial services facilities, provision of sanitation facilities, correction of safety deficiencies, modification for compliance with handicap standards, replacement of defective roofs, and purchase of equipment.

Recommendations for leased sites and facilities are made in accordance with the provisions of Sections 235.055 and 235.056, F.S., and Rule 6A-2.029, FAC. Recommendations pertaining to new campuses, centers, and sites are considered only after a proposal for establishment submitted by the college has been recommended by the State Board of Community Colleges as well as the Postsecondary Education Planning Commission and approved by the State Board of Education.

**State Funds:** Survey recommendations establish need for capital outlay projects; they do not imply automatic availability of funds to pay for projects. Information about state funds for public education capital outlay projects and about eligibility for expenditure is found in Section 9(a)(2) and Section 9(d) of Article XII of the State Constitution, as amended, Chapter 235 and Chapter 240 of the Florida Statutes, and Rule 6A-2 of the Florida Administrative Code.

**Cooperative Process:** An educational plant survey conducted for a district Board of Trustees by the Department of Education is accomplished through cooperative efforts of the college administration and staff of the Office of Educational Facilities. The steps in the cooperative survey process are listed below.

1. The Board of Trustees requests, by resolution, that the Department of Education conduct a survey to determine the status and needs of the educational plants of the college district.
2. The director of the Educational Facilities Planning and Evaluation Section (Planning and Evaluation), Office of Educational Facilities, schedules the survey, appoints the survey director, and assigns survey staff from the Department of Education.

3. The college president appoints the survey coordinator for the college.
4. The survey director and other Planning and Evaluation staff are available for consultation and service to the college throughout the survey process.
5. The survey director gives the five-year capital outlay full-time-equivalent student enrollment projections developed by the Division of Community Colleges to the survey coordinator. College staff distribute the projections by site.
6. The Board of Trustees determines what vocational programs are to be provided in accordance with the need established by the Division of Applied Technology and Adult Education, Department of Education, for the five-year period of the survey. The board also established the academic programs to be provided by the college during the same period of time. College staff list the programs, indicating which ones the board wishes to continue, expand, initiate, and delete. Based on program decisions of the board, together, college administrators and staff and Planning and Evaluation staff prepare program facility lists for each campus, center and special purpose center.
7. College staff furnish site plans and building schematics for all sites and facilities owned by the college and for those leased for more than one year. Together, college staff and Planning and Evaluation staff validate and correct data for sites, facilities, and rooms carried in the computerized state inventory files as well as the site plans and building schematics.
8. College administrators and staff prepare lists for each site of needs identified by the college for site acquisition, development, and improvement, remodeling, renovation, and new construction. Outdoor physical education facilities are included under site improvement. Items may be included for projects in the planning stage for which an architect is employed but no construction contract has been executed.

Items for remodeling and renovation contain specific information: building number and name; room numbers; current functions of spaces, use codes, square footages, and student stations; as well as needed functions of spaces, use codes, square footages, and student stations. Items for new construction specify needed functions of spaces, use codes, net and gross square footages, and student stations.




Cost estimates are provided for items for site acquisition, development, and improvement; they may be furnished for other items as well. Cost estimates for survey recommendations involving building square footage are based on cost figures for the college used in the legislative capital outlay budget request for the fiscal year in which the survey is conducted. The survey director can provide these cost figures to the survey coordinator.

9. College staff prepare a survey workbook for use by survey staff during the educational plant survey. The workbook contains documentation related to items 5, 6, 7, and 8, above. It also contains general background information about the college and is supplemented with a current catalogue.

A copy of the workbook is provided for each survey staff member. One copy, along with the catalogue, is given to the survey director at least ten days before the opening date of the survey. The other copies may be distributed to survey staff at the beginning of the survey.

10. The college finance officer furnishes the survey director with particular financial information pertaining to state board of education bond issues and certain debt requirements, capital outlay expenditures by fund source, and capital outlay expenditures by project type.
11. The survey director and staff conduct the educational plant survey on site in the college district. They visit and evaluate all existing sites and facilities. They study and analyze all available information relevant to educational and ancillary plant needs. They discuss needs with college administrators and staff. Finally, they develop recommendations to provide for the needs.
12. The survey director, aided by survey staff, prepares the written report of findings and recommendations for the Board of Trustees. An official copy is filed with the Office of Educational Facilities.



## SECTION 4

### OVERVIEW

#### OF THE

#### COLLEGE

The goal of the educational plant survey is to assist the college by developing a plan for housing the programs and services provided by the college. Educational plant needs are the focus of the survey. It also helps to have a general understanding of the college. The following information was provided by the college.

**Historical Prospective:** Seminole Community College (SCC) has been providing quality programs in Central Florida for 28 years. The college was established in 1965 when the Legislature authorized a state-supported junior college in Seminole County.

Dr. Earl S. Weldon, the founding and current president of Seminole Community College, was appointed in October 1965 and assumed his duties in January 1966.

In March 1966, the president and an advisory committee comprised of five prominent citizens from the county, the Seminole County School Board, the School Superintendent and his staff established a 170 acre site in beautiful, rolling country southwest of Sanford between Highway 17-92 to the east and Lake Mary to the west. Since that time, SCC has been accredited by the Commission on Colleges of the Southern Association of Colleges and Schools to award associate degrees.

In 1974, the Seminole Junior College District Board of Trustees approved the name of the college to be changed to Seminole Community College. The change became effective July 1, 1975.

To better serve the residents of southwest Seminole County, an instructional center was opened in the Hunt Club Center in 1987. In 1993 SCC began offering evening classes at two high schools in the southeastern region of the county until a permanent facility



could be constructed in that area. Plans are underway to build an instructional center in the northeastern region which will house the college's public safety training programs.

Property adjacent to the college was purchased in 1989 which will allow the main campus to continue to expand to meet future needs of the community. Today, the campus sits on nearly 200 acres and consists of 23 permanent buildings and several temporary structures. Over the years, continual expansion, modernization and renovation has allowed the college to keep pace with demands placed on it by the community. Additionally, to facilitate access to the campus from all areas of the county, SCC is planning to construct a road to the college from Lake Mary Boulevard.

As a comprehensive community college, SCC offers instruction in three distinct educational areas: college-credit, vocational non-credit and adult and continuing education.


The campus, which lies near several growing business and residential areas, has maintained the natural beauty of Florida. The area surrounding the campus is dotted with lakes and wooded sanctuaries and is, perhaps, one of the most attractive locations in Florida. The mild climate permits recreational activities such as fishing, boating, and swimming much of the year.

**Collegewide Objectives:** In accordance with the principles specified by the Florida State Legislature, the following guiding principles have been adopted for Seminole Community College.

1. The college shall make every effort to remove geographic, economic, physical and cultural barriers to higher education.
2. The college shall provide a diversity of programs to meet the needs of the community.
3. The college shall attempt to instill in all its students an understanding of the value and necessity of work. An appreciation of all workers and a respect for all types of work shall be cultivated.
4. The college shall attempt to instill in each student a desire for continued learning which will help him or her understand and adapt to the many rapid changes in contemporary American society.

**Roles and Functions:** In its role as an institution of higher education, Seminole Community College is dedicated to fulfilling the following major functions:

1. To serve as an entry-point for baccalaureate degree programs by providing the first two years of a four year curriculum through a program of general education which stresses historical, social, ethical, and global perspective; communication and computation skills, the sciences, an appreciation of the humanities, and physical fitness.
2. To prepare individuals for employment through a variety of specific programs in the general areas of business and management, health sciences, engineering and industrial technologies, and public service.
3. To provide continuing education that meets the needs of business, industry, the professions, and government.
4. To provide college preparatory instructions for those students who need to enhance their basic academic skills prior to attempting college-level work.
5. To serve as a cultural center for Seminole County by providing a wide variety of quality visual and performing arts programs and activities which educate, entertain, enrich lives, and elevate the human spirit.
6. To provide current and prospective students a full range of student development and academic support services which are proactively available both on the college campuses and in the surrounding community.



SECTION 5  
ANALYSIS  
OF  
STUDENT POPULATION

**College Service Area:** Seminole Community College serves the geographic district of the state comprised of Seminole County. Because it is a non-residential college, the great majority of the student populations lives in the college district.

**Student Enrollment of College:** Student enrollment was the single most important factor considered by the survey team in making decisions related to planning square footage size and total amount of facilities. The unit of enrollment used in the survey was the capital outlay full-time-equivalent student (CO-FTE). It represents a student enrolled full time for fall, spring, and summer semesters during the academic year in classes taught in college-owned facilities. The level of enrollment used was the number of CO-FTE projected for the fifth year beyond the fiscal year in which the survey was conducted. The CO-FTE projections were separated according to vocational and nonvocational enrollments. Furthermore, they were distributed by site to enable appropriate planning for particular needs of each campus of the college. Collegewide CO-FTE projections are displayed in **Exhibit 310: Full-Time Equivalent Student Enrollment**. Distribution among sites is shown in **Exhibit 320: Distribution of Projected FTE Enrollment**.

The method for computation and distribution deserves note. Each year the college submits a report of actual full-time-equivalent student enrollment (FTE) to the Bureau of Information Systems, Division of Community Colleges. Using the last five years of actual FTE data along with general population figures for the college district, the Bureau projects both annual and capital outlay FTE for the next six-year period. The difference between annual FTE and CO-FTE equates to the deletion of courses using unowned space not requiring permanent facilities. Finally, using

CO-FTE projections computed by the Bureau, the college distributes collegewide vocational and nonvocational CO-FTE among sites based on local expectation for the enrollment pattern throughout the district.

## College: SEMINOLE COMMUNITY COLLEGE

COMPUTATION OF PROJECTIONS FOR COLLEGEWIDE  
CAPITAL OUTLAY FULL-TIME-EQUIVALENT STUDENT ENROLLMENT

ITEM	1994-95	1995-96	1996-97	1997-98	1998-99
<b>TOTAL CAPITAL OUTLAY FTE PROJECTIONS</b>	<b>7,027</b>	<b>7,216</b>	<b>7,390</b>	<b>7,561</b>	<b>7,731</b>
<b>NONVOCATIONAL FTE:</b>					
* Annual FTE	4,479	4,599	4,711	4,820	4,928
Less: FTE Not Req Perm Facilities	0	0	0	0	0
Adjusted Annual FTE Projection	4,479	4,599	4,711	4,820	4,928
<b>VOCATIONAL FTE:</b>					
* Annual FTE	2,548	2,617	2,679	2,741	2,803
Less: FTE Not Req Perm Facilities	0	0	0	0	0
Adjusted Annual FTE Projection	2,548	2,617	2,679	2,741	2,803

SOURCE: Department of Education, Division of Community Colleges, Bureau of Information Systems, "The FTE Projections for the Capital Outlay Formula Budget", March 24, 1994.

\* Capital outlay full-time-equivalent student enrollment, 1996-99, projected.




**College: SEMINOLE COMMUNITY COLLEGE**

**DISTRIBUTION OF 1998-99 PROJECTION FOR CAPITAL OUTLAY  
FULL-TIME-EQUIVALENT STUDENT ENROLLMENT BY SITE**

<b>CAMPUS</b>	<b>NON- VOCATIONAL CO-FTE</b>	<b>VOCATIONAL CO-FTE</b>	<b>TOTAL CO-FTE *</b>	<b>PERCENT COLLEGE FTE</b>
<b>TOTAL CAPITAL OUTLAY FTE FOR COLLEGE</b>	4,928	2,803	7,731	100.00%
Site : No. 1: Main Campus	4,473	2,608	7,081	91.59%
Site : No. 3: East Campus	455	195	650	8.41%

SOURCE: Capital Outlay FTE Projections furnished by college as of March 24, 1994.

\* Capital outlay full-time-equivalent student enrollment, 1998-99, projected.



SECTION 6  
PROGRAMS, SERVICES  
AND  
FACILITY NEEDS

Under the provisions of Section 240.319(3)(b), F.S., and Rule 6A-14.0247(3), FAC, the community college Board of Trustees has responsibility for establishing the programs and services provided by the college. The supportive role of the educational plant survey is to formulate a plan for housing the programs and services offered. The survey team developed a comprehensive five-year plan for appropriately accommodating the educational program, student population, faculty, administrators, staff, and auxiliary and ancillary services of the college.

A program facility list, or model of need, was prepared for each officially designated site. The development process involved participation by college administrators and key personnel representing vocational and nonvocational program areas, in consultation with staff of the Educational Facilities Planning and Evaluation Section, Office of Educational Facilities, and with reference to size of space and occupant design criteria provided in Rule 6A-2.032, FAC. In addition to detailed requirements for instructional programs, the list prescribed aggregate square footages for auxiliary and ancillary services classified according to physical education, library, audiovisual, auditorium/exhibition, student services, office, and institutional support services. The program facility lists for Seminole Community College are presented by site in **Exhibit 130: Facilities List**.

College: SEMINOLE COMMUNITY COLLEGE

Year: 1998-99

Site : No. 1: Main Campus

Site CO-FTE : 7081

Nonvocational: 4473

Vocational : 2608

ICS CODE	DESCRIPTION OF SPACE	STA-	SQ/FT	SQ/FT	NO.	SPA- TOTAL	TOTAL
		TIONS PER	PER STA-				

GRAND TOTALS - CLASSROOMS AND LABS

332,869

4,870

10000000 INSTRUCTIONAL SPACES

10000000 GENERAL CLASSROOMS

10000000	Classroom	25	25	625	105	65,625	2,625
	Storage, Material			75	105	7,875	
				700	210	73,500	

11000000 NONVOCATIONAL LABORATORIES

11104000 BIOLOGICAL SCIENCES

11104010	Biology Lab	20	55	1,100	5	5,500	100
	Storage, Material			125	5	625	
	Storage, Project			275	5	1,375	
				1,500	15	7,500	

11104110	Microbiology Lab	20	55	1,100	2	2,200	40
	Storage, Material			125	2	250	
	Storage, Project			275	2	550	
				1,500	6	3,000	

11104120	Anatomy Lab	20	55	1,100	2	2,200	40
	Storage, Material			125	2	250	
	Storage, Project			275	2	550	
				1,500	6	3,000	

11104200	Ecology	20	55	1,100	2	2,200	40
	Storage, Material			125	2	250	
	Storage, Project			275	2	550	
				1,500	6	3,000	

11119000 PHYSICAL SCIENCES

11119020	Physics Lab	20	55	1,100	3	3,300	60
	Storage, Material			125	3	375	
	Storage, Project			175	3	525	
				1,400	9	4,200	



College: SEMINOLE COMMUNITY COLLEGE

Year: 1998-99

Site : No. 1: Main Campus

Site CO-FTE : 7081

Nonvocational: 4473

Vocational : 2608

ICS CODE	DESCRIPTION OF SPACE	STA-	SQ/FT	SQ/FT	NO.	TOTAL	TOTAL
		TIONS PER	PER STA-				
		PER SPAC	TION	SPACE	CES		
11119020	Physics Lab	25	55	1,375	1	1,375	25
	Storage, Material			125	1	125	
	Storage, Project			175	1	175	
				-----	-----	-----	
				1,675	3	1,675	
11119050	Chemistry Lab	30	55	1,650	3	4,950	90
	Storage, Material			125	3	375	
	Storage, Project			175	3	525	
	* Darkroom			200	1	200	
				-----	-----	-----	
				2,150	10	6,050	
11119110	Astronomy/Meteorology Lab	20	55	1,100	2	2,200	40
	Storage, Material			125	2	250	
	Storage, Project			175	2	350	
				-----	-----	-----	
				1,400	6	2,800	
11119140	Geology Lab	20	55	1,100	1	1,100	20
	Storage, Material			125	1	125	
	Storage, Project			175	1	175	
				-----	-----	-----	
				1,400	3	1,400	
11210000	FINE AND APPLIED ARTS						
11210010	Art Lab	18	50	900	1	900	18
	* Kiln			60	0	0	
	Storage, Material			100	1	100	
	Storage, Project			175	1	175	
				-----	-----	-----	
				1,235	3	1,175	

College: SEMINOLE COMMUNITY COLLEGE

Year: 1998-99

Site : No. 1: Main Campus

Site CO-FTE : 7081

Nonvocational: 4473

Vocational : 2608

ICS CODE	DESCRIPTION OF SPACE	STA-	SQ/FT	SQ/FT	NO.	SPA- TOT L	TOTAL
		TIONS PER	PER STA-				
11210020	Art (Design) Lab	18	50	900	1	900	18
	Kiln			60	1	60	
	Storage, Material			100	1	100	
	Storage, Project			175	1	175	
				-----	-----	-----	
				1,235	4	1,235	
11210020	Art (Drawing) Lab	24	50	1,200	1	1,200	24
	Kiln			60	1	60	
	Storage, Material			100	1	100	
	Storage, Project			175	1	175	
				-----	-----	-----	
				1,535	4	1,535	
11210020	Art (Ceramics) Lab	18	50	900	2	1,800	36
	Kiln			60	2	120	
	Storage, Material			100	2	200	
	Storage, Project			175	2	350	
				-----	-----	-----	
				1,235	8	2,470	
11210041	Band Lab	64	35	2,240	1	2,240	32
	Ensemble			300	1	300	
	Practice, Music (1/40 students)			50	1	50	
	Practice, Music (1/40 students)			50	1	50	
	Practice, Music (1/40 students)			50	1	50	
	Reference			100	1	100	
	Storage, Instrument			400	1	400	
	Storage, Uniform			60	1	60	
				-----	-----	-----	
				3,250	8	3,250	

College: SEMINOLE COMMUNITY COLLEGE

Year: 1998-99

Site : No. 1: Main Campus

Site CO-FTE : 7081

Nonvocational: 4473

Vocational : 2608

ICS CODE	DESCRIPTION OF SPACE	STA-	SQ/FT	NO.	TOTAL	TOTAL
		TIONS PER	PER STA-			
		PER	TION	EACH	CES	SQ/FT
11210041	Choral Lab	36	35	1,260	1	1,260
	Ensemble			300	1	300
	Practice, Music (1/40 students)			50	1	50
	Practice, Music (1/40 students)			50	1	50
	Practice, Music (1/40 students)			50	1	50
	Reference			100	1	100
	Storage, Instrument			400	1	400
	Storage, Uniform			60	1	60
				2,270	8	2,270
11210042	Electronic Keyboard Lab	5	25	125	1	125
	Storage, Material			100	1	100
				225	2	225
11210070	Dramatic Arts Lab	60	40	2,400	1	2,400
	Storage, Material			100	1	100
				2,500	2	2,500
11210110	Photography Lab	10	50	500	1	500
	Storage, Material			100	1	100
	Storage, Project			175	1	175
				775	3	775
11311000	LETTERS AND FOREIGN LANGUAGES					
11311010	Foreign Languages Lab	20	40	800	2	1,600
	Storage, Material			100	2	200
				900	4	1,800

College: SEMINOLE COMMUNITY COLLEGE

Year: 1998-99

Site : No. 1: Main Campus

Site CO-FTE : 7081

Nonvocational: 4473

Vocational : 2608

ICS CODE	DESCRIPTION OF SPACE	STA-	SQ/FT	SQ/FT	NO.	TOTAL	TOTAL
		TIONS PER	PER STA-				
		PER	STATION	SPACE	CES	SQ/FT	
11000000	OTHER PROGRAMS						
11000000	Student Computer Terminal Room	30	47	1,410	4	5,640	0
	Storage, Material			100	4	400	
				-----	-----	-----	
				1,510	8	6,040	
11315080	English as Foreign Language Lab	26	25	650	2	1,300	52
	Storage, Material			75	2	150	
				-----	-----	-----	
				725	4	1,450	
11607010	Computer and Infor Science Lab	15	45	675	2	1,350	30
	Storage, Material			100	2	200	
				-----	-----	-----	
				775	4	1,550	
11720010	Psychology Lab	10	55	550	1	550	10
	Storage, Material			125	1	125	
	Storage, Project			175	1	175	
				-----	-----	-----	
				850	3	850	
11806030	Radio/TV Lab	10	45	450	1	450	10
	Storage, Material			100	1	100	
				-----	-----	-----	
				550	2	550	
13100000	DEVELOPMENTAL EDUCATION						
13100000	Math Lab	20	45	900	1	900	20
	Storage, Material			100	1	100	
				-----	-----	-----	
				1,000	2	1,000	
13100000	Reading Lab	20	45	900	2	1,800	40
	Storage, Material			100	2	200	
				-----	-----	-----	
				1,000	4	2,000	

College: SEMINOLE COMMUNITY COLLEGE

Year: 1998-99

Site : No. 1: Main Campus

Site CO-FTE : 7081

Nonvocational: 4473

Vocational : 2608

ICS CODE	DESCRIPTION OF SPACE	STA-	SQ/FT	SQ/FT	NO.	TOTAL	TOTAL
		TIONS PER	PER STA-				
		PER	SPAC	TION	SPACE	CES	
13100000	Writing Lab	20	45	900	1	900	20
	Storage, Material			100	1	100	
				-----	-----	-----	
				1,000	2	1,000	
13220000	Adult General Education	30	45	1,350	2	2,700	60
	Storage, Material			100	2	200	
				-----	-----	-----	
				1,450	4	2,900	
12000000	VOCATIONAL/TECHNICAL LABORATORIES						
12000000	RESOURCE SPACE						
12000000	IMTS Lab	45	47	2,115	1	2,115	0
	Classroom, Related Instruction			525	1	525	
	Testing			250	1	250	
	Reception			135	1	135	
				-----	-----	-----	
				3,025	4	3,025	
12000000	IMTS Lab	60	47	2,820	2	5,640	0
	Classroom, Related Instruction			525	2	1,050	
	Testing			250	2	500	
	Reception			360	2	720	
				-----	-----	-----	
				3,955	8	7,910	
12100000	AGRICULTURAL EDUCATION						
12106000	NATURAL AGR RESOURCES LAB						
12106020	Recreation (Parks, etc.)	20	74	1,480	1	1,480	20
	Classroom, Related Instruction			525	1	525	
	Reference			200	1	200	
	Storage, Material			350	1	350	
	Lockers, Toilets and Showers			150	1	150	
				-----	-----	-----	
				2,705	5	2,705	

College: SEMINOLE COMMUNITY COLLEGE

Year: 1998-99

Site : No. 1: Main Campus

Site CO-FTE : 7081

Nonvocational: 4473

Vocational : 2608

ICS CODE	DESCRIPTION OF SPACE	STA-	SQ/FT	NO.	SPA-	TOTAL	TOTAL
		TIONS PER	SQ/FT				
PER	STATION	SPACE	STATIONS	PER	SQ/FT	STATIONS	STATIONS
12200000	DISTRIBUTIVE EDUCATION						
12218000	Mgmt-Super Classrm-Recr & Tourism	20	27	540	3	1,620	60
	Storage, Material			125	3	375	
				665	6	1,995	
12300000	HEALTH OCCUPATIONS EDUCATION						
12303000	NURSING						
12303010	Nursing Lab (RN)	24	158	3,792	4	15,168	96
	Classroom, Related Instruction			525	4	2,100	
	Storage, Material			300	4	1,200	
	Lockers, Student			180	4	720	
	Reception			135	4	540	
	Reference			360	4	1,440	
	Conference			225	4	900	
				5,517	28	22,068	
12303020	Practical Nursing Lab (Voc)	24	263	6,312	2	12,624	48
	Classroom, Related Instruction			525	2	1,050	
	Lockers, Student			135	2	270	
	Reference			100	2	200	
	Storage, Material			100	2	200	
				7,172	10	14,344	
12303030	Nursing Assisting Lab (Aide)	24	62	1,488	1	1,488	24
	Storage, Material			125	1	125	
				1,613	2	1,613	
12303040	Psychiatric Tech Lab-Psych Aide	20	80	1,600	1	1,600	20
	Storage, Material			300	1	300	
				1,900	2	1,900	

College: SEMINOLE COMMUNITY COLLEGE

Year: 1998-99

Site : No. 1: Main Campus

Site CO-FTE : 7081

Nonvocational: 4473

Vocational : 2608

ICS CODE	DESCRIPTION OF SPACE	STA-	SQ/FT	NO.	TOTAL	TOTAL	
		TIONS PER	SQ/FT				
		PER STA-	EACH	SPA-	CES	STATIONS	
		SPAC	TION	SPACE	SQ/FT		
12303100	Medical Assisting Lab	15	95	1,425	1	1,425	15
	Classroom, Related Instruction			525	1	525	
	Patient Area			810	1	810	
	Storage, Material			250	1	250	
				3,010	4	3,010	
12304000	REHABILITATION						
12304021	Physical Therapy Assistant	18	80	1,440	4	5,760	72
	Hydrotherapy			560	4	2,240	
	Storage, Material			175	4	700	
				2,175	12	8,700	
12309000	MISCELLANEOUS HEALTH EDUCATION						
12309032	Respiratory Therapy Tech Lab	20	95	1,900	2	3,800	40
	Classroom, Related Instruction			525	2	1,050	
	Lockers, Student			180	2	360	
	Maintenance			180	2	360	
	Reception			135	2	270	
	Storage, Material			300	2	600	
				3,220	12	6,440	
12309070	Emerg Med Tech Lab (Paramedic)	20	88	1,760	2	3,520	40
	Classroom, Related Instruction			525	2	1,050	
	Storage, Material			250	2	500	
	Telemetry			1,080	2	2,160	
				3,615	8	7,230	

College: SEMINOLE COMMUNITY COLLEGE

Year: 1998-99

Site : No. 1: Main Campus

Site CO-FTE : 7081

Nonvocational: 4473

Vocational : 2608

ICS CODE	DESCRIPTION OF SPACE	STA-	SQ/FT	SQ/FT	NO.	SPA- TOTAL	TOTAL
		TIONS PER	PER STA-				
		PER	SPAC TION	SPACE	CES	SQ/FT	STATIONS
12399000	HEALTH OCCUPATIONS EDUC, OTHER						
12399050	Medical Records Tech Lab	20	88	1,760	1	1,760	20
	Classroom, Related Instruction			525	1	525	
	Storage, Material			125	1	125	
	Storage, Project			100	1	100	
				-----	-----	-----	
				2,510	4	2,510	
12399050	Med Records Transcriptionist	12	88	1,056	1	1,056	12
	Classroom, Related Instructor.			525	1	525	
	Storage, Material			125	1	125	
	Storage, Project			100	1	100	
				-----	-----	-----	
				1,806	4	1,806	
12400000	HOME ECONOMICS						
12402000	OCCUPATIONAL PREPARATION						
12402060	Interior Design Tech Lab	15	80	1,200	2	2,400	30
	Storage, Material			100	2	200	
	Storage, Project			175	2	350	
				-----	-----	-----	
				1,475	6	2,950	
12500000	BUSINESS EDUC/OFFICE OCCUPATIONS						
12502000	BUSINESS DATA PROC SYSTEMS						
12502000	Bus Data Proc Lab	22	63	1,386	1	1,386	22
	Classroom, Related Instruction			525	1	525	
	Storage, Material			100	1	100	
				-----	-----	-----	
				2,011	3	2,011	
12507000	STENOGRAPHIC AND SECRETARIAL						
12507040	Sec'y Occup Lab--Medical Sec'y	24	58	1,392	1	1,392	24
	Storage, Material			100	1	100	
				-----	-----	-----	
				1,492	2	1,492	



College: SEMINOLE COMMUNITY COLLEGE

Year: 1998-99

Site : No. 1: Main Campus

Site CO-FTE : 7081

Nonvocational: 4473

Vocational : 2608

ICS CODE	DESCRIPTION OF SPACE	STA-	SQ/FT	SQ/FT	NO.	TOTAL	TOTAL
		TIONS PER	PER STA-				
		PER	TION	SPACE	CES	SQ/FT	
12507070	Word Proc (Micro-Computer) Lab	20	70	1,400	8	11,200	160
	Storage, Material			100	8	800	
	* File Server Systems Network			200	2	400	
				-----	-----	-----	
				1,700	18	12,400	
12508000	SUPVR/ADM MGT: GEN BUS, ETC.						
12508000	Clerical Occ Lab-Sup & Adm Mgt	24	52	1,248	1	1,248	24
	Storage, Material			100	1	100	
				-----	-----	-----	
				1,348	2	1,348	
12600000	TRADE AND INDUSTRIAL OCCUPATIONS						
12601000	AIR COND & ENVIRONMENTAL CONTROL						
12601000	AC/Refrig/Heat Mech Lab	22	143	3,146	1	3,146	22
	Classroom, Related Instruction			525	1	525	
	Storage, Material			175	1	175	
	Storage, Project			360	1	360	
	Storage, Tool			175	1	175	
				-----	-----	-----	
				4,381	5	4,381	
12603000	AUTOMOTIVE SERVICES						
12603000	Automotive Tech Lab-Mech	14	59	826	1	826	14
	Carburization & Electrical			900	1	900	
	Classroom, Related Instruction			525	1	525	
	Fundamentals			900	1	900	
	Live Engines			900	1	900	
	Storage, Material			250	1	250	
	Storage, Project			175	1	175	
				-----	-----	-----	
				4,476	7	4,476	

College: SEMINOLE COMMUNITY COLLEGE

Year: 1998-99

Site : No. 1: Main Campus

Site CO-FTE : 7081

Nonvocational: 4473

Vocational : 2608

ICS CODE	DESCRIPTION OF SPACE	STA-	SQ/FT	SQ/FT	NO.	TOTAL	TOTAL
		TIONS	PER				
		PER	STA-	EACH	CES	SQ/FT	
		SPAC	TION	SPACE			
12603020	Automotive Mechanics Lab	20	59	1,180	5	5,900	100
	Classroom, Related Instruction			525	5	2,625	
	* De-grease Area, Outside			180	4	720	
	* Storage, Material			175	4	700	
	* Storage, Project			175	4	700	
	* Storage, Material			100	4	400	
	* Storage, Tool			135	4	540	
	* Storage, Flammable			75	4	300	
				-----	-----	-----	
				2,545	34	11,885	
12610000	CONSTRUCTION & MAINTENANCE						
12610002	Building Construction Tech Lab	15	66	990	1	990	15
	Reproduction			180	1	180	
	Storage, Material			350	1	350	
	Storage, Project			175	1	175	
				-----	-----	-----	
				1,695	4	1,695	
12613000	DRAFTING AND DESIGN						
12613000	Drafting & Design Tech Lab	15	76	1,140	3	3,420	45
	Reproduction			180	3	540	
	Storage, Material			175	3	525	
	Storage, Project			175	3	525	
				-----	-----	-----	
				1,670	12	5,010	
12615000	ELECTRONICS						
12615040	Electronic Tech Lab	20	76	1,520	5	7,600	100
	* Classroom, Related Instruction			525	3	1,575	
	Storage, Material			175	5	875	
	Storage, Project			175	5	875	
	Storage, Tool			90	5	450	
				-----	-----	-----	
				2,485	23	11,375	

College: SEMINOLE COMMUNITY COLLEGE

Year: 1998-99

Site : No. 1: Main Campus

Site CO-FTE : 7081

Nonvocational: 4473

Vocational : 2608

ICS CODE	DESCRIPTION OF SPACE	STA- TIONS PER SPAC	SQ/FT PER STA- TION	SQ/FT EACH SPACE	NO. SPA- CES	TOTAL SQ/FT	TOTAL STATIONS
12615050	Electromechanical Tech Lab	20	115	2,300	1	2,300	20
	Controls Laboratory			1,350	1	1,350	
	Electronics Laboratory			1,350	1	1,350	
	Hydraulics & Mechanical Lab.			1,350	1	1,350	
	Storage, Material			450	1	450	
	Storage, Project			175	1	175	
	Storage, Tool			175	1	175	
				7,150	7	7,150	
12622000	<b>MARITIME OCCUPATIONS</b>						
12622010	Marine Mechanics Lab-Propulsion	18	170	3,060	3	9,180	54
	* Classroom, Related Instruction			525	2	1,050	
	Storage, Material			175	3	525	
	Storage, Project			175	3	525	
	Storage, Tool			135	3	405	
	Storage, Flammable			75	3	225	
	Test Cell			180	3	540	
				4,325	20	12,450	
12623000	<b>METALWORKING</b>						
12623060	Welding Lab	25	142	3,550	1	3,550	25
	Classroom, Related Instruction			525	1	525	
	Storage, Material			350	1	350	
	Storage, Tool			135	1	135	
				4,560	4	4,560	
12625000	<b>OTHER ENGINEERING RELATED TECH</b>						
12625030	Instrumentation Tech Lab	15	72	1,080	1	1,080	15
	Classroom, Related Instruction			525	1	525	
	Storage, Material			450	1	450	
	Storage, Tool			175	1	175	
				2,230	4	2,230	

College: SEMINOLE COMMUNITY COLLEGE

Year: 1998-99

Site : No. 1: Main Campus

Site CO-FTE : 7081

Nonvocational: 4473

Vocational : 2608

ICS CODE	DESCRIPTION OF SPACE	STA-	SQ/FT	SQ/FT	NO.	TOTAL	TOTAL
		TIONS PER	PER				
		PER	STAC	SPACE	CES	SQ/FT	
12699000	OTHER TRADE & INDUSTRIAL						
12699070	Broadcasting Tech Lab-Radio & TV	20	27	540	1	540	20
	News			105	2	210	
	Production Control			165	4	660	
	Program Control			165	2	330	
	Recording Booth			70	8	560	
	Storage, Material			100	1	100	
	Studio			180	1	180	
				1,325	19	2,580	
12700000	PUBLIC SERVICE						
12701000	FIRE SCIENCE						
12701010	Fire Science Tech Lab	20	100	2,000	1	2,000	20
	Classroom, Related Instruction			525	1	525	
	Storage, Material			350	1	350	
	Storage, Flammable			75	1	75	
	Shower, Emergency			25	1	25	
				2,975	5	2,975	
12702000	LAW ENFORCEMENT						
12702010	Law Enforcement Lab	20	96	1,920	1	1,920	20
	Classroom, Related Instruction			525	1	525	
	* Storage, Material			710	1	710	
	* Shower/Toilet, Womens			325	1	325	
	* Shower/Toilet, Mens			325	1	325	
	** Firing Range			0	0	0	
	* Firing Range Tower			0	1	0	
	* Cov'rd Range Inst/Firing Pts			0	1	0	
				3,805	7	3,805	

College: SEMINOLE COMMUNITY COLLEGE

Year: 1998-99

Site : No. 1: Main Campus

Site CO-FTE : 7081

Nonvocational: 4473

Vocational : 2608

ICS CODE	DESCRIPTION OF SPACE	STA-	SQ/FT	SQ/FT	NO.	TOTAL	TOTAL
		TIONS PER	PER STA-				
		PER	SPAC	TION	SPACE	CES	
12703000	EDUCATION (TEACHER AIDE)						
12703000	Education Tech(Tchr Aide)Lab	20	78	1,560	1	1,560	20
	Storage, Material			225	1	225	
				-----	-----	-----	
				1,785	2	1,785	
12705000	AUDIO-VISUAL (MULTI-MEDIA)						
12705000	AV Media Tech Lab	20	78	1,560	1	1,560	20
	Classroom, Related Instruction			525	1	525	
	Storage, Material			225	1	225	
	Photography Laboratory			900	1	900	
	Storage, Project			275	1	275	
	Darkroom			360	1	360	
				-----	-----	-----	
				3,845	6	3,845	
12710000	RESOURCES MANAGEMENT SERVICES						
12710030	Water/Waste Wat Treat Pl Op Lab	20	93	1,860	1	1,860	20
	Storage, Material			450	1	450	
	Storage, Tool			135	1	135	
				-----	-----	-----	
				2,445	3	2,445	
12710040	Environmental Science	30	93	2,790	1	2,790	30
	Classroom, Related Instruction			525	1	525	
	Storage, Material			450	1	450	
	Furnace			300	1	300	
				-----	-----	-----	
				4,065	4	4,065	

College: SEMINOLE COMMUNITY COLLEGE

Year: 1998-99

Site : No. 1: Main Campus

Site CO-FTE : 7081

Nonvocational: 4473

Vocational : 2608

ICS CODE	DESCRIPTION OF SPACE	TOTAL SQ/FT	TOTAL STATIONS
Totals from Prior Pages		332,869	4,870
11408350	PHYSICAL EDUCATION	43,488	
41100000	AUXILIARY SPACES:		
41200000	Library	55,503	
41500000	Audiovisual	16,843	
50000000	Auditorium/Exhibition	21,243	
VARIES	Student Services	53,108	
70000000	Office-College Administration 23193	112,201	
90000000	Support Services	31,753	
90000000	Custodial Services	7,789	
	Sanitation:		
	Student Restroom	10,622	
	Staff/Public Restroom	1,770	
	<b>SUBTOTAL NET SQUARE FEET</b>	<b>686,987</b>	
	Electric/HVAC Equipment = .06%	41,219	
	<b>TOTAL NET SQUARE FEET</b>	<b>728,206</b>	
90000000	NET-TO-GROSS DIFFERENCE:		
	Circulation/Walls/Over-		
	hangs/Open Malls = 34%	247,590	
<b>TOTALS - GROSS SQ/FT &amp; STUDENT STATIONS</b>		<b>975,796</b>	<b>4,870</b>

NOTE: Amounts on this page are calculated with formulas.

\* Related space agreed to by staff of community college and OEF.

College: SEMINOLE COMMUNITY COLLEGE

Year: 1998-99

Site : No. 3: East Center

Site CO-FTE : 650

Nonvocational: 455

Vocational : 195

ICS CODE	DESCRIPTION OF SPACE	STA- TIONS PER SPAC	SQ/FT PER STA- TION	SQ/FT EACH SPACE	NO. SPA- CES	TOTAL SQ/FT	TOTAL STATIONS
<b>GRAND TOTALS - CLASSROOMS AND LABS</b>						50,897	515
-----							
10000000	INSTRUCTIONAL SPACES						
10000000	GENERAL CLASSROOMS						
10000000	Classroom	25	25	625	11	6,875	275
	Storage, Material			75	11	825	
				700	22	7,700	
-----							
11000000	NONVOCATIONAL LABORATORIES						
11104000	BIOLOGICAL SCIENCES						
11104010	Biology Lab	25	55	1,375	1	1,375	25
	Storage, Material			125	1	125	
	Storage, Project			275	1	275	
				1,775	3	1,775	
-----							
11104020	Botany Lab	20	55	1,100	1	1,100	20
	Storage, Material			125	1	125	
	Storage, Project			275	1	275	
				1,500	3	1,500	
-----							
11119000	PHYSICAL SCIENCES						
11119020	Physics Lab	20	55	1,100	1	1,100	20
	Storage, Material			125	1	125	
	Storage, Project			175	1	175	
				1,400	3	1,400	
-----							
11119050	Chemistry Lab	20	55	1,100	1	1,100	20
	Storage, Material			125	1	125	
	Storage, Project			175	1	175	
				1,400	3	1,400	
-----							
11210000	FINE AND APPLIED ARTS						
11210010	Art Lab	20	50	1,000	1	1,000	20
	Firing Range			2,400	1	2,400	
	Storage, Material			100	1	100	
	Storage, Project			175	1	175	
-----							

College: SEMINOLE COMMUNITY COLLEGE

Year: 1998-99

Site : No. 3: East Center

Site CO-FTE : 650

Nonvocational: 455

Vocational : 195

ICS CODE	DESCRIPTION OF SPACE	STATIONS PER		SQ/FT EACH SPACE	NO. SPA-CES	TOTAL SQ/FT	TOTAL STATIONS
		PER STA-SPAC	TION				
				3,675	4	3,675	
11210041	Choral Lab	40	35	1,400	1	1,400	20
	Ensemble			300	1	300	
	Practice, Music (1/40 students)			50	1	50	
	Practice, Music (1/40 students)			50	1	50	
	Practice, Music (1/40 students)			50	1	50	
	Reference			100	1	100	
	Storage, Instrument			400	1	400	
	Storage, Uniform			60	1	60	
				2,410	8	2,410	
11000000	OTHER PROGRAMS						
11000000	Student Computer Terminal Room	35	45	1,575	4	6,300	0
	Storage, Material			75	4	300	
				1,650	8	6,600	
12000000	VOCATIONAL/TECHNICAL LABORATORIES						
12000000	RESOURCE SPACE						
12000000	IMTS Lab	60	47	2,820	1	2,820	0
	Classroom, Related Instruction			525	1	525	
	Testing			250	1	250	
	Reception			360	1	360	
				3,955	4	3,955	
12500000	BUSINESS EDUC/OFFICE OCCUPATIONS						
12502000	BUSINESS DATA PROC SYSTEMS						
12502000	Bus Data Proc Lab	15	63	945	2	1,890	30
	Classroom, Related Instruction			525	2	1,050	
	Storage, Material			100	2	200	
				1,570	6	3,140	
12600000	TRADE AND INDUSTRIAL OCCUPATIONS						
12619000	GRAPHIC ARTS						
12619002	Graph Des Tech-Desktop Print-Lab	20	69	1,380	1	1,380	20
	Classroom, Related Instruction			525	1	525	
	Conference			180	1	180	
	Layout			225	1	225	
	Storage, Material			250	1	250	



College: SEMINOLE COMMUNITY COLLEGE

Year: 1998-99

Site : No. 3: East Center

Site CO-FTE : 650

Nonvocational: 455

Vocational : 195

ICS CODE	DESCRIPTION OF SPACE	STA-	SQ/FT	NO.	TOTAL	TOTAL
		TIONS PER	SQ/FT			
		PER STA-	EACH	SPA-	CES	STATIONS
		SPAC	TION	SPACE	SQ/FT	
				2,560	5	2,560
12626000	PERSONAL SERVICES					
12626020	Cosmetology Lab	20	76	1,520	1	1,520
	Classroom, Related Instruction			800	1	800
	Dispensary			90	1	90
	Facial			90	1	90
	Lockers, Student			180	1	180
	Reception			90	1	90
	Storage, Material			75	1	75
	Toilet, Student			42	1	42
				2,887	8	2,887
12702000	LAW ENFORCEMENT					
12702010	Law Enforcement Lab	15	96	1,440	2	2,880
	Classroom, Related Instruction			525	2	1,050
	Darkroom			360	2	720
	Reception			90	2	180
	Shower, Mens			225	2	450
	Shower, Mens			225	2	450
	Storage, Material			175	2	350
	* Defensive Tactics			1,500	1	1,500
	Firing Range			2,400	1	2,400
				6,940	16	9,980
12702030	Correctional Officer Lab	15	81	1,215	1	1,215
	Classroom, Related Instruction			525	1	525
	Storage, Material			175	1	175
				1,915	3	1,915

College: SEMINOLE COMMUNITY COLLEGE

Year: 1998-99

Site : No. 3: East Center

Site CO-FTE : 650


Nonvocational: 455

Vocational : 195

ICS CODE	DESCRIPTION OF SPACE	TOTAL SQ/FT	TOTAL STATIONS
Totals from Prior Pages		50,897	515
11408350	PHYSICAL EDUCATION	16,000	
41100000	AUXILIARY SPACES:		
41200000	Library	8,740	
41500000	Audiovisual	2,545	
50000000	Auditorium/Exhibition	3,000	
VARIES	Student Services	7,500	
70000000	Office	12,570	
90000000	Support Services	5,083	
90000000	Custodial Services	1,100	
	Sanitation:		
	Student Restroom	1,500	
	Staff/Public Restroom	250	
	<b>SUBTOTAL NET SQUARE FEET</b>	<b>109,185</b>	
	Electric/HVAC Equipment = .06%	6,550	
	<b>TOTAL NET SQUARE FEET</b>	<b>115,715</b>	
90000000	NET-TO-GROSS DIFFERENCE:		
	Circulation/Walls/Over-		
	hangs/Open Malls = 34%	39,343	
<b>TOTALS - GROSS SQ/FT &amp; STUDENT STATIONS</b>		<b>155,058</b>	<b>515</b>

NOTE: Amounts on this page are calculated with formulas.

\* Related space agreed to by staff of community college and OEF.



SECTION 7  
INVENTORY  
OF  
EXISTING SITES  
AND  
FACILITIES

During the educational plant survey, members of the survey team visited all existing sites and facilities owned by the college as well as those under long-term lease to the college. They examined facilities with regard to physical condition to determine whether they could be classified as satisfactory and recommended for continued use. They also evaluated facilities with respect to adequacy and suitability for accommodating the educational programs and related services provided by the college.

**Description of Sites:** Seminole Community College owns two sites, both located in Seminole County.

Main Campus: Main Campus, Site 1, is located on a 200 acre site, in Seminole County, southwest of Sanford between Highway 17-92 to the east and Lake Mary to the west.

East Center: East Center, Site 3, will be located in the eastern part of Seminole County, near the town of Oviedo. The college has an option to purchase 161 acres.

**Description of Facilities:** The facilities owned and under long-term lease to Seminole Community College are listed by site in **Exhibit 140: Existing Satisfactory Student Stations and Space by Facility.**

First, the facility number and name are given. The type designation identifies the primary characteristic of the facility, that is, whether it is a building, parking area, athletic area, outdoor swimming pool, or other. The status information refers to the degree of permanence of the facility based on structural materials and life expectancy. For example, a building constructed of masonry and steel and having a fifty-year lifetime is classified as permanent. One constructed of wood and having a much shorter

life span is listed as temporary. During the period between the appropriation of construction funds and the final inspection after construction is completed, a facility is classified as under construction.

The condition classification reports whether the physical quality of the facility has been evaluated by the survey team as satisfactory or unsatisfactory. Facilities described in the exhibits as satisfactory or in need of remodeling or renovation are included in the satisfactory category. Those identified as in need of demolition or appropriate for termination are included in the unsatisfactory category. Facilities determined to be satisfactory by the survey are recommended for continued use.

On Site 1, Main Campus, the survey team found that of the 23 permanent buildings, six were recommended for remodeling or renovation. One building is under construction. Of the 36 temporary buildings, nine were in satisfactory condition, and 27 were found to be to be unsatisfactory and should be terminated or demolished.

College: SEMINOLE COMMUNITY COLLEGE

Site : No. 1: Main Campus

EXISTING SATISFACTORY STUDENT STATIONS AND SPACE BY FACILITY

FACILITY	T S C Y T O P A N E T D	STUDENT STATIONS					SQUARE FEET	
		Classroom	Non-vocational	Physical Education	Vocational	Total	Net	Est. Gross
<b>Totals</b>		<b>2,385</b>	<b>758</b>	<b>0</b>	<b>509</b>	<b>3,652</b>	<b>487,500</b>	<b>692,248</b>
1 Office Building	B T T	0	0	0	0		609	865
2 Office Building	B T T	0	0	0	0		1,016	1,443
6 Building 6	B T T	0	0	0	0		720	1,022
8 Building 8	B T T	0	0	0	0		2,448	3,476
10 Building 10	B T T	0	0	0	0		2,880	4,090
13 Restrooms	B T T	0	0	0	0		686	974
14 Electrical Shed	B T T	0	0	0	0		64	91
15 Building 15	B T T	0	0	0	0		689	978
22 Faculty Office	B T T	0	0	0	0		1,263	1,793
26 Building 26	B T T	0	0	0	0		854	1,213
27 Building 27	B T T	0	0	0	0		854	1,213
28 Building 28	B T T	0	0	0	0		571	811
32 Child Day Care	B T T	0	0	0	0		1,101	1,563
36 Building 36	B T D	0	0	0	0		1,992	2,829
41 Building 41, CTR	B T D	0	0	0	0		648	920
42 Building 42	B T D	0	0	0	0		713	1,012
43 Building 43	B T D	0	0	0	0		713	1,012
45 Building 45	B T D	0	0	0	0		713	1,012
46 Building 46	B T D	0	0	0	0		713	1,012
52 Building 52	B T D	0	0	0	0		713	1,012
53 Building 53	B T D	0	0	0	0		700	994
55 Building 55	B T D	0	0	0	0		713	1,012
56 Building 56	B T D	0	0	0	0		713	1,012
61 Building 61	B T D	0	0	0	0		2,298	3,263
64 Building 64	B T D	0	0	0	0		1,610	2,286
71 Building 71	B T D	0	0	0	0		1,408	1,999
72 RSVP-RET SR VolProg	B T S	0	0	0	0		1,827	2,594
90 Lake Shed	B T S	0	0	0	0		300	426
91 Grounds Storage	B P S	0	0	0	0		720	1,022
92 Grounds Storage	B P S	0	0	0	0		348	494
93 Athletic Toilet	B P S	0	0	0	0		450	639
94 Child Care	B T S	0	0	0	0		900	1,278
95 Child Care	B T S	0	0	0	0		1,536	2,181
96 Child Care	B T S	0	0	0	0		1,440	2,045
97 Child Care	B T S	0	0	0	0		1,407	1,998
98 Child Care	B T S	0	0	0	0		1,397	1,984
99 Child Care	B T S	0	0	0	0		1,385	1,967
100 Warehouse	B T D	0	0	0	0		4,033	5,727
101 Library	B P R	1,047	82	0	41	1,170	79,682	113,148
201 Science	B P R	295	172	0	0	467	30,682	43,568
301 S. Faculty Office	B P R	0	0	0	0		12,509	17,763
401 Vocational V	B P R	174	0	0	84	258	38,211	54,260
501 N. Faculty Office	B P S	0	0	0	0		3,500	4,970
601 Vocational K	B P R	0	0	0	113	113	28,138	39,956

Continued on following page.

College: SEMINOLE COMMUNITY COLLEGE

Site : No. 1: Main Campus

EXISTING SATISFACTORY STUDENT STATIONS AND SPACE BY FACILITY

FACILITY	T S C Y T O P A N E T D	STUDENT STATIONS					SQUARE FEET	
		Classroom	Non- vocational	Physical Education	Vocational	Total	Net	Est. Gross
701 Fine Arts	B P S	26	189	0	0	215	32,429	46,049
801 Health	B P S	133	0	0	0	133	36,181	51,377
901 Vocational J	B P R	93	0	0	211	304	37,074	52,645
1001 Administration	B C S	0	0	0	0		29,782	42,262
1101 Student Center	B P S	0	0	0	0		32,037	45,493
1201 Vocational I	B P S	0	0	0	60	60	19,256	27,344
1301 Fire Tower	B P S	0	0	0	0		1,616	2,295
1401 Paint Storage	B P S	0	0	0	0		247	351
1501 Office/Toilet	B P S	0	0	0	0		606	861
1502 Greenhouse	B P S	0	0	0	0		1,192	1,693
1503 Greenhouse	B P S	0	0	0	0		1,577	2,239
1504 Greenhouse	B P S	0	0	0	0		1,192	1,693
1005 Greenhouse Storage	B P S	0	0	0	0		423	601
1601 Adult Ed Facility	B P S	617	315	0	0	932	47,797	67,872
1701 Admissions R	B T S	0	0	0	0		1,877	2,665
1801 Maintenance	B P S	0	0	0	0		8,367	11,881

=====

TYPE: A=Athletic, B=Building, O=Other, P=Parking, S=Swimming Pool  
 STATUS: C=Construction, P=Permanent, T=Temporary  
 CONDITION: D=Demolish, R=Remodel/Renovate, S=Satisfactory, T=Terminate

**Instructional Facilities and Student Stations:** Educational plants accommodate a variety of functions including instruction, academic support, student services, and institutional support. Because the instructional program is the primary function of a college, instructional facilities are most important. They include classrooms and laboratories as well as related service areas.

Student stations are found in the instructional facilities of an educational plant. A student station is defined as the amount of square footage, along with the associated equipment required, for one student to participate in a particular instructional program. The number and type of student stations are critical factors when evaluating existing facilities relative to their adequacy and suitability for providing for educational programs.

During the review of buildings, the survey team identified and assessed the student stations in each classroom and laboratory facility. The number and type of existing student stations determined to be satisfactory by the survey are shown by site in the center portion of **Exhibit 140: Student Stations and Space by Facility**. They are displayed by building and categorized according to classroom, nonvocational laboratory, and vocational laboratory. All existing student stations were determined to be satisfactory. The aggregate net square footage for the three instructional space categories of classroom nonvocational laboratory, and vocational laboratory is shown by site in Exhibit 340.

**Auxiliary and Ancillary Facilities:** Auxiliary and ancillary facilities accommodate the noninstructional functions of a college. Auxiliary facilities are those which house academic support, student services, and institutional support functions located at campuses, centers, and special purpose centers. Ancillary facilities are those which provide for districtwide institutional support at central locations.

Academic support facilities include areas for library, audiovisual, auditorium and exhibition functions. Student support facilities include spaces for physical education activities and for food, lounging, merchandising, recreation, meeting, and health care services for students. Institutional support facilities include all office and conference facilities; spaces for food, lounging, recreation, meeting, and health care services for nonstudents; and areas for computing services, maintenance shops, central storage, and vehicle storage.

The amount of satisfactory auxiliary and ancillary facilities owned by and under-long term lease to Seminole Community College is shown by site in **Exhibit 340: Aggregate Footage of Satisfactory Existing Net Square Footage by Space Category by Site.** For each site, aggregate net square footage is indicated for the academic support space categories of library, audiovisual, and auditorium/exhibition; for the student services space category; and for the institutional support space categories of office and support services. The aggregate net square footage for the three instructional space categories of classroom, nonvocational laboratory and vocational laboratory is shown by site in Exhibit 340.



## College: SEMINOLE COMMUNITY COLLEGE




**AGGREGATE FOOTAGE OF SATISFACTORY  
EXISTING NET SQUARE FOOTAGE BY SPACE CATEGORY BY SITE**

SPACE CATEGORY	SITE 1	SITE 2					COMBINED
<b>INSTRUCTIONAL SPACES:</b>							
Classrooms	64,940	0	0	0	0	0	64,940
Nonvocational Spaces	59,530	0	0	0	0	0	59,530
Physical Education	26,109	0	0	0	0	0	26,109
Vocational Spaces	87,427	0	0	0	0	0	87,427
Subtotal	238,006	0	0	0	0	0	238,006
<b>ACADEMIC SUPPORT:</b>							
Library	23,537	0	0	0	0	0	23,537
Audiovisual	2,866	0	0	0	0	0	2,866
Auditorium/Exhibition	12,162	0	0	0	0	0	12,162
Subtotal	38,565	0	0	0	0	0	38,565
<b>STUDENT SERVICES:</b>	26,741	0	0	0	0	0	38,565
<b>INSTITUTIONAL SUPPORT:</b>							
Office	86,419	0	0	0	0	0	86,419
Support Services	13,020	0	0	0	0	0	13,020
Custodial Services	0	0	0	0	0	0	0
Sanitation							
* Student Restrooms	10,622	1,500	0	0	0	0	12,122
* Staff/Public Restrooms	1,770	250	0	0	0	0	2,020
Subtotal	111,831	1,750	0	0	0	0	113,581
<b>ELECTRIC/HVAC EQUIPMENT</b>	0	0	0	0	0	0	0
<b>TOTAL NET SQUARE FEET</b>	415,143	1,750	0	0	0	0	416,893
<b>NET-TO-GROSS DIFFERENCE</b>	174,526	736	0	0	0	0	175,262
<b>TOTAL GROSS SQUARE FEET</b>	589,669	2,486	0	0	0	0	592,155

\* Inventory Space for Sanitation not available - derived from 1998-99 Space Allocation.

Site : No. 1: Main Campus

Site : No. 3: East Center



SECTION 8  
PLAN  
FOR  
HOUSING PROGRAMS,  
STUDENTS AND SERVICES

The survey team developed a plan for housing instructional programs, projected student enrollments, faculty, staff, administrators, and auxiliary and ancillary services for the ensuing five-year period. The planning process required evaluation of existing educational plants, determination of future needs, and recommendations for changes and additions to existing plants to provide for future needs.

**Programs and Students:** Facility planning for housing instructional programs and student enrollments involves analysis of existing plant capacities, specification of capacity needs, and recommendations for remodeling, renovation, and new construction to meet the needs. Summaries of the five-year plan for housing programs and projected enrollments of Seminole Community College are presented by site in **Exhibit 150: Summary of Student Stations.**

Educational plant capacity is defined as the number of capital outlay full-time-equivalent students which can be accommodated by the plant in regular instructional programs. Assessment of capacity requires consideration of several factors: kinds of educational programs in which students are enrolled, types of space in which different kinds of students receive instruction, number of student stations available in each type of space, and utilization criteria for rooms and student stations.

Specifically, all students receive instruction in general classrooms, nonvocational students in nonvocational laboratories, and vocational students in vocational laboratories. In the exhibits, capital outlay full-time-equivalent student enrollment and number of student stations both are distributed appropriately among the three instructional space categories.

**College: SEMINOLE COMMUNITY COLLEGE**

Site : No. 1: Main Campus

**SUMMARY OF STUDENT STATIONS**

SPACE CATEGORY	GENERAL CLASSROOMS	NON-VOCATIONAL	PHYSICAL EDUCATION	VOCATIONAL
<b>FACILITIES LIST:</b>				
1998-99 CO-FTE To Be Housed	7,081	4,473	0	2,608
Utilization Index Percent *	0.3704	0.2083	1.0000	0.4902
Student Station Allocation	2,623	932	0	1,278
1998-99 Facilities List	2,625	958	0	1,287
Facilities List Over or (Under)	2	26	0	9
<b>INVENTORY:</b>				
Existing Student Stations				
In Inventory	2,385	758	0	509
Student Stations - Construction	75	230	0	450
Student Stations - Remodeling	164	(12)	0	271
Student Stations - Renovation	0	0	0	0
Stations Only For Program **	0	0	0	0
Survey Recommended Stations	2,624	976	0	1,230
Utilization Index *	2.7000	4.8000	1.000	2.040
CO-FTE Housed	7,085	4,685	0	2,509

\* Indexes and reciprocals are for site with 2,500 or more CO-FTE.

\*\* Stations associated with recommendations to meet program needs beyond station allocation are excluded from survey recommended stations.

Note: Capacity defined as number of CO-FTE students that can be housed by plant in instructional activities. Stations associated with recommendations to meet program needs beyond station allocation are excluded from survey recommended stations.

**College: SEMINOLE COMMUNITY COLLEGE**

Site : No. 3: East Center

**SUMMARY OF STUDENT STATIONS**

SPACE CATEGORY	GENERAL CLASSROOMS	NON-VOCATIONAL	PHYSICAL EDUCATION	VOCATIONAL
<b>FACILITIES LIST:</b>				
1998-99 CO-FTE To Be Housed	650	455	0	195
Utilization Index Percent *	0.4040	0.2381	1.0000	0.4902
Student Station Allocation	263	108	0	96
1998-99 Facilities List	275	125	0	115
Facilities List Over or (Under)	12	17	0	19
<b>INVENTORY:</b>				
Existing Student Stations				
In Inventory	0	0	0	646
Student Stations - Construction	275	125	0	115
Student Stations - Remodeling	0	0	0	0
Student Stations - Renovation	0	0	0	0
Stations Only For Program **	0	0	0	0
Survey Recommended Stations	275	125	0	761
Utilization Index *	2.4750	4.2000	1.000	2.040
CO-FTE Housed	681	525	0	1,552

\* Indexes and reciprocals are for site with fewer than 2,500 CO-FTE.

\*\* Stations associated with recommendations to meet program needs beyond station allocation are excluded from survey recommended stations.

Note: Capacity defined as number of CO-FTE students that can be housed by plant in instructional activities. Stations associated with recommendations to meet program needs beyond station allocation are excluded from survey recommended stations.

In addition, utilization criteria for each space category specify expected weekly hours of room use, percentage of student station use, and average weekly contact hours of students. In the tables, utilization indexes which combine category criteria are used to transform student stations into capacity and, conversely, utilization index reciprocals are used to convert capacity into student stations.

Explicit information related to the summary exhibits is provided throughout the survey report. Projection of 1997-98 capital outlay full-time-equivalent student enrollment is explained in **Exhibits 310 and 320 of Section 5**. Educational programs are listed in **Exhibit 130 of Section 6**. Utilization criteria are given in **Section 3**. Existing student stations are listed in **Exhibit 140 of Section 7**. Recommendations for remodeling, renovation, and new construction are included in **Section 10**.

**Personnel and Services:** Facility planning for housing faculty, staff, and administrators, and auxiliary and ancillary services involves assessment of present plants, identification of future needs, and recommendations for remodeling, renovation and new construction to meet the needs. A summary of the five-year plan for accommodating the personnel and auxiliary and ancillary services for Seminole Community College is presented by site in **Exhibit 160: Existing and Recommended Square Footage**. The exhibit also provides a summary of the plan for housing instructional programs and student enrollments, given in terms of square footages instead of student stations and capacities.

Specific information related to the summary in **Exhibit 160** is provided in other sections of the survey report. Square footage allocations by space category by site are shown in **Exhibit 130 of Section 6**. Auxiliary and ancillary facilities are defined and described in **Section 7**. Existing aggregate square footages by category by site are given in **Exhibit 340 of Section 7**. Recommendations for remodeling, renovation, and new construction are included in **Section 10**.

**College: SEMINOLE COMMUNITY COLLEGE**

Site : No. 1: Main Campus

**SUMMARY OF EXISTING AND RECOMMENDED SQUARE FOOTAGE**

SPACE CATEGORY	1998-99	EXISTING	SPACE	RECOMMENDED CHANGE-NSF		SURVEY REC- OMMENDED SPACE
	SPACE ALLOCATION	INVENTORY SPACE	DEFICIT OR SURPLUS	Construction	Remodeling	
<b>INSTRUCTIONAL SPACES:</b>						
Classrooms	73,500	64,940	(8,560)	4,200	4,463	73,603
Nonvocational Spaces	61,160	59,530	(1,630)	14,999	(1,827)	72,702
Physical Education	43,486	26,109	(17,377)	17,377	0	43,486
Vocational Spaces	198,209	87,427	(110,782)	79,993	32,054	199,474
Subtotal	376,355	238,006	(138,349)	116,569	34,690	389,265
<b>ACADEMIC SUPPORT:</b>						
Library	55,503	23,537	(31,966)	54,465	(22,499)	55,503
Audiovisual	16,643	2,866	(13,777)	16,643	(2,866)	16,643
Auditorium/Exhibition	21,243	12,162	(9,081)	9,081	0	21,243
Subtotal	93,389	38,565	(54,824)	80,189	(25,365)	93,389
<b>STUDENT SERVICES:</b>	53,108	26,741	(26,367)	26,367	0	53,108
<b>INSTITUTIONAL SUPPORT:</b>						
Office--Includes District	112,201	86,419	(25,782)	26,210	(507)	112,122
Support Services	31,753	13,020	(18,733)	19,914	(1,181)	31,753
Custodial Services	7,789	0	(7,789)	0	0	0
Sanitation:						
* Student Restrooms	10,622	10,622	0	0	0	10,622
* Staff/Public Restrooms	1,770	1,770	0	0	0	1,770
Subtotal	164,135	111,831	(52,304)	46,124	(1,688)	156,267
<b>ELECTRIC/HVAC EQUIPMENT</b>	41,219	0	(41,219)	0	(7,637)	(7,637)
<b>TOTAL NET SQUARE FEET</b>	728,206	415,143	(313,063)	269,249	0	684,392
<b>NET-TO-GROSS DIFFERENCE</b>	247,590	174,526	(73,064)	113,192	0	287,716
<b>TOTAL GROSS SQUARE FEET</b>	975,796	589,669	(386,127)	382,441	0	972,110

\* Existing Inventory Space for Sanitation not available - derived from 1998-99 Space Allocation.


## College: SEMINOLE COMMUNITY COLLEGE

Site : No. 3: East Center

## SUMMARY OF EXISTING AND RECOMMENDED SQUARE FOOTAGE

SPACE CATEGORY	1998-99	EXISTING	SPACE	RECOMMENDED CHANGE-NSF		SURVEY REC-
	SPACE	INVENTORY	DEFICIT OR	Construction	Remodeling	COMMENDED
	ALLOCATION	SPACE	SURPLUS			SPACE
<b>INSTRUCTIONAL SPACES:</b>						
Classrooms	7,700	0	(7,700)	7,700	0	7,700
Nonvocational Spaces	12,160	0	(12,160)	11,471	0	11,471
Physical Education	16,000	0	(16,000)	16,000	0	16,000
Vocational Spaces	31,037	0	(31,037)	24,437	0	24,437
Subtotal	66,897	0	(66,897)	59,608	0	59,608
<b>ACADEMIC SUPPORT:</b>						
Library	8,740	0	(8,740)	8,740	0	8,740
Audiovisual	2,545	0	(2,545)	2,545	0	2,545
Auditorium/Exhibition	3,000	0	(3,000)	3,000	0	3,000
Subtotal	14,285	0	(14,285)	14,285	0	14,285
<b>STUDENT SERVICES:</b>	7,500	0	(7,500)	7,500	0	7,500
<b>INSTITUTIONAL SUPPORT:</b>						
Office	12,570	0	(12,570)	12,570	0	12,570
Support Services	5,063	0	(5,063)	5,063	0	5,063
Custodial Services	1,100	0	(1,100)	0	0	0
<b>Sanitation:</b>						
* Student Restrooms	1,500	1,500	0	0	0	1,500
* Staff/Public Restrooms	250	250	0	0	0	250
Subtotal	20,483	1,750	(18,733)	17,633	0	19,383
<b>ELECTRIC/HVAC EQUIPMENT</b>	6,550	0	(6,550)	0	0	0
<b>TOTAL NET SQUARE FEET</b>	115,715	1,750	(113,965)	99,026	0	100,776
<b>NET-TO-GROSS DIFFERENCE</b>	39,343	736	(38,607)	41,631	0	42,366
<b>TOTAL GROSS SQUARE FEET</b>	155,058	2,486	(152,572)	140,657	0	143,142

\* Existing Inventory Space for Sanitation not available - derived from 1998-99 Space Allocation.



SECTION 9  
ANALYSIS  
OF  
CAPITAL OUTLAY FINANCES

The survey team developed a comprehensive plan for meeting the educational plant needs of the college for the succeeding five-year period. During the planning process, they evaluated needs for site acquisition, development, and improvement, remodeling, renovation, and new construction. Implementation of the complete plan for Seminole Community College as set forth in the survey recommendations included in **Section 10** was estimated to cost \$108,862.178.

Financial capacity for accomplishing the plan depends upon the amount of future revenues made available to the college as well as obligations previously incurred. Thus, revenue sources accessible for capital outlay expenditure are discussed below. In addition, the indebtedness of the college during the period of the survey for state board of education capital outlay bonds is displayed in **Exhibit 210: Schedule of ... Bond Issues and Debt Requirement**. Finally, further information regarding the recent financial position of the college is found in **Exhibit 220: Capital Outlay Expenditures by Fund Source** and **Exhibit 230: Capital Outlay Expenditures by Project Type**. Capital outlay expenditure patterns by fund source and by project type are traced for the preceding five-year period.

**Revenue Sources for Capital Outlay:** College capital outlay projects may be financed from federal, state, and local fund sources. The primary sources of funds for Florida community colleges are state revenues provided for in Section 9(a)(2) and Section 9(d) of Article XII of the State Constitution, as amended.

Under the provisions of the Public Education Bond Amendment, Section 9(a)(2), Article XII, State Constitution, as amended, proceeds of revenues derived from gross receipts taxes for utility



services are placed in the Public Education Capital Outlay and Debt Service Trust fund. Revenues, interest, and proceeds derived from the sale of public education capital outlay bonds issued by the State Board of Education are used to finance capital projects for the state system of public education as authorized by the Legislature. Funds accruing under this section commonly are referred to as public education capital outlay (PECO).

Each year the Legislature allocates funds from the Public Education Capital Outlay and Dept Service Trust Fund appropriation to various boards in the state system of public education. Pursuant to Section 235.41, F.S., the Commissioner of Education submits a comprehensive capital outlay budget request for all boards to the Legislature. In accordance with Section 235.435(1)(a), F.S., each college board of trustees annually receives an allocation for remodeling, renovation, maintenance, repairs, and site improvement for existing satisfactory facilities. In addition, under the provisions of Section 235.435(4)(a), F.S., the boards of trustees receive funds for projects based on a three-year priority list for the entire state community college system included in the legislature budget request.

Under the provisions of the School Capital Outlay Amendment, Section 9(d), Article XII, State Constitution, as amended, the first proceeds of revenues derived from the licensing of motor vehicles are placed in the Capital Outlay Bonds and Debt Service Fund and distributed annually among the school districts and college districts in the ratio of the number of instructional units in each district. Thus each district receives funds each year. After adoption of a resolution by the college board of trustees requesting issuance of capital outlay bonds against revenues accruing to the college district, the State Board of Education is authorized to issue bonds for and on behalf of the district. Funds accruing under this section commonly are referred to as capital outlay and debt service (CO&DS).

Revenues, interest, and proceeds derived from the sale of capital outlay bonds are used to finance capital projects in the order of priority of need based on recommendations in the current educational plant survey. The order of priority for expenditure of funds is established by the Board of Trustees in accordance with Rule 6A-2.0206, FAC, and approved by the State Board of Education.

College: SEMINOLE COMMUNITY COLLEGE

SCHEDULE OF STATE BOARD OF EDUCATION BOND ISSUES AND DEBT REQUIREMENT

Year	Name of Issue	SERIES OF ISSUE	AMOUNT OF ISSUE	UNRETIRED PRINCIPAL 7/1/94	DEBT SERV OBLIGATION 7/1/94 THRU 6/30/99	UNRETIRED PRINCIPAL 7/1/99
1974-A		1974-A	\$1,255,000	\$100,000	\$104,000	\$0
1976-A		1976-A	\$565,000	\$135,000	\$150,400	\$0
1988-A		1988-A	\$145,000	\$115,000	\$63,438	\$90,000
1992-Refunded Bonds, formerly 1982, '83&'84-A		1992-B	\$530,000	\$460,000	\$364,890	\$175,000
1994-A		1994-A	\$790,000	\$790,000	\$450,688	\$695,000
<b>Totals</b>			<b>\$3,335,000</b>	<b>\$1,600,000</b>	<b>\$1,133,416</b>	<b>\$960,000</b>

SOURCE: Department of Education, Office of Educational Facilities, Educational Facilities Budgeting and Financial Management Section, "State Board of Education Bond Maturity Schedules".

## College: SEMINOLE COMMUNITY COLLEGE

CAPITAL OUTLAY EXPENDITURES BY FUND SOURCE  
FROM 1988-89 THROUGH 1992-93

FUND SOURCE	1988-89	1989-90	1990-91	1991-92	1992-93
<b>PUBLIC EDUCATION BOND AMENDMENT (PECO)</b>					
Correction Of Fire Safety Deficiencies	\$0.00	\$0.00	\$0.00	\$0.00	\$0.00
Modification For Physically Handicapped	0.00	0.00	0.00	0.00	0.00
Correction of Safety-To-Life Deficiencies	0.00	0.00	0.00	0.00	0.00
Removal Of Asbestos	0.00	0.00	0.00	133,871.94	24,899.00
Remodeling, Renovation, Maintenance, Repair, and Site Improvement	201,859.64	101,191.87	260,621.77	2,127,071.84	1,213,358.69
New Construction	1,126,809.65	1,409,837.89	1,277,525.11	204,980.02	1,063,157.99
Library, Books and Films	0.00	0.00	0.00	0.00	0.00
<b>SCHOOL CAPITAL OUTLAY AMENDMENT (CO&amp;DS)</b>					
Revenue Flowthrough And Interest	0.00	0.00	0.00	0.00	0.00
Bond Proceeds, SBE Capital Outlay Bonds	1,017,650.51	0.00	0.00	0.00	0.00
<b>STATE GENERAL REVENUE</b>					
	0.00	0.00	0.00	0.00	0.00
<b>LOCAL FUNDS</b>					
	324,422.74	88,514.96	9,054.66	389,352.92	28,031.85
<b>FEDERAL FUNDS</b>					
	0.00	0.00	0.00	0.00	0.00
<b>Totals</b>	<b>\$2,670,742.54</b>	<b>\$1,590,544.72</b>	<b>\$1,547,201.54</b>	<b>\$2,855,278.72</b>	<b>\$2,329,447.33</b>

SOURCE: Amounts from the Annual Financial Reports issued by the Accounting Offices of the college.







## College: SEMINOLE COMMUNITY COLLEGE

CAPITAL OUTLAY EXPENDITURES BY PROJECT TYPE  
FROM 1988-89 THROUGH 1992-93

TYPE EXPENDITURE	1988-89	1989-90	1990-91	1991-92	1992-93
Planning	\$0.00	\$0.00	\$0.00	\$78,723.67	\$32,028.80
Land Acquisition	1,162,387.25	0.00	0.00	0.00	763,028.90
Building Construction	803,935.35	1,409,837.89	1,175,712.40	430,376.37	870,912.30
Furniture And Equipment	496,119.53	41,657.39	258,244.19	19,233.47	104,448.27
Remodeling, Renovation, Maintenance And Repair	193,219.37	147,554.44	109,544.95	2,248,674.19	323,879.30
Other Structures & Improvements *	15,081.04	495.00	3,700.00	78,269.02	235,149.76
Library Books And Films	0.00	0.00	0.00	0.00	0.00
<b>Totals</b>	<b>\$2,670,742.54</b>	<b>\$1,599,544.72</b>	<b>\$1,547,201.54</b>	<b>\$2,855,276.72</b>	<b>\$2,329,447.33</b>

SOURCE: Amounts from the Annual Financial Reports of the Accounting Offices of the college.

NOTE: Definitions of asset classifications Accounting Manual For Florida's Public Community Colleges.  
Site development and site improvement are included under Other Structures and Improvements  
asset classification.



**SECTION 10**

**RECOMMENDATIONS**

**FOR**

**EDUCATIONAL PLANTS**

**SEMINOLE COMMUNITY COLLEGE**

## RECOMMENDATIONS FOR EDUCATIONAL PLANTS

FOR

### SEMINOLE COMMUNITY COLLEGE

The comprehensive five-year plan for meeting the educational plant needs of Seminole Community College is specified in the list of recommendations formulated by the survey team. The plan provides for housing the educational program, student population, faculty, administrators, staff, and auxiliary and ancillary services of the college district.

Survey recommendations establish the need for community college facilities (Section 240.327(1), F.S.). Recommended items are the basic components of projects used in developing long-range plans for educational plants and auxiliary and ancillary facilities (Section 235.16, F.S.), in adopting capital outlay budgets (Section 235.18, F.S.), and in submitting three-year plans for the Commissioner's annual legislative capital outlay budget request (Section 235.41, F.S.).

Survey recommendations are required for all remodeling, renovation, and new construction projects included in the three-year priority list for legislative funding, prepared by the State Board of Community Colleges for the budget request (Section 235.435(4)(a), F.S.).

The recommendations also furnish the foundation for the proposed building program (project priority list), with projects listed in the order of priority of need (Rule 6A-2.0206, FAC), submitted by the Board of Trustees through the Office of Educational Facilities to the State Board of Education for approval (Rule 6A-2.0207, FAC).

Recommendations can be made for sites which have officially been designated by the State Board of Education as a campus, center, or special purpose center. Recommendations for any leased sites and facilities are made in accordance with the provisions of Section 235.055, .056, F.S., and Rule 6A-2.029, FAC.

Recommendations are grouped by site according to the classifications of site acquisition, development, and improvement, remodeling, renovation, and new construction, as defined in Section 235.011, F.S. Cost estimates included with recommendations were current at the time of the survey. Estimates for remodeling, renovation, and construction were derived from the gross square foot cost of construction used in the legislative capital outlay budget request for the fiscal year in which the survey was conducted.

However, the cost estimates are not part of the recommendations. They are added to provide a general idea of anticipated costs and are not accurate estimates for particular projects. At the point in time when recommendations are combined to plan specific projects, the college needs to have professional estimators prepare actual cost estimates appropriate for those projects.

At the end of the list, six standard recommendations are given for collegewide application, as needed. They address general categories of physical plant need which are likely to occur across time. No cost estimates are included with these recommendations.

The summary, below, shows the square foot costs and the collegewide cost estimates for each of the recommendation categories.

<u>Recommendation Category</u>	<u>Square Foot Cost</u>	<u>Estimated Cost</u>
Site Acquisition		\$ -0-
Site Development		7,800,000
Site Improvement		23,952,392
Remodeling	\$ 62.26	5,718,208
Renovation	41.50	6,410,627
New Construction	124.51	<u>\$64,980,951</u>
	<b>Estimated Total Cost</b>	<b>\$108,862,178</b>

RECOMMENDATIONS

College: SEMINOLE COMMUNITY COLLEGE

Site : No. 1: Main Campus

SITE DEVELOPMENT

- 1.01. Develop 30 acre site addition, located at Site 1-Main Campus, to make it usable.

Estimated Cost: \$ 1,800,000

- 1.02. Develop 100 acre site, located at Site 2-Geneva Special Purpose Center, to make it usable.

Estimated Cost: \$ 4,000,000

Total Site Development: \$ 5,800,000

SITE IMPROVEMENT

- 1.03. Construct 2,265 parking spaces with hard surface, positive drainage, curbs, gutters, and illumination.

Estimated Cost: \$ 2,265,000

- 1.04. Construct curbing for existing campus streets and parking lots; approximately 2,700 linear feet.

Estimated Cost: \$ 50,000

- 1.05. Construct four-lane perimeter road with hard surface, positive drainage, curbs, gutters, and illumination; along south, east, and north side of campus; approximately 2.0 miles

Estimated Cost: \$ 1,650,000

- 1.06. Construct exterior lighting for existing sidewalks and parking lots.

Estimated Cost: \$ 400,000

- 1.07. Renovate campuswide irrigation system.

Estimated Cost: \$ 200,000



Exhibit 500

- 1.08. Construct campuswide exterior signs and directories.
- Estimated Cost: \$ 175,000
- 1.09. Construct roof over walkways between: Facilities 701-Fine Arts and 801-Health; Facilities 801-Health and 1601-Adult Education; and Facilities 1001-Administration and 901-Vocational J; approximately 1800 linear feet by 10 feet wide.
- Estimated Cost: \$ 525,672
- 1.10. Construct four (4) racquetball/handball courts with illumination and fencing; for physical education.
- Estimated Cost: \$ 70,000
- 1.11. Construct two (2) tennis courts with illumination and fencing; for physical education.
- Estimated Cost: \$ 80,000
- 1.12. Construct exterior lighting for golf practice green and for jogging par course; for physical education.
- Estimated Cost: \$ 60,000
- 1.13. Construct firing range; 600 feet by 1200 feet; to include 56 firing positions and 20-foot high bullet-impact berm; for public safety programs, located at Site 2, Geneva Special Purpose Center.
- Estimated Cost: \$ 1,350,000
- 1.14. Construct driving range with maneuver pad, skid pad, and pursuit course; for law enforcement and fire science programs, located at Site 2, Geneva Special Purpose Center.
- Estimated Cost: \$ 466,720
- 1.15. Construct aircraft rescue and fire fighting area; for EMS and fire science programs, located at Site 2, Geneva Special Purpose Center.
- Estimated Cost: \$ 250,000
- 1.16. Construct computerized burn building; for fire science

Exhibit 500

programs, located at Site 2, Geneva Special Purpose Center.

Estimated Cost: \$ 2,000,000

- 1.17. Construct auto fire and rescue extrication training area; approximately 62,000 square feet; for EMS and fire science programs, located at Site 2, Geneva Special Purpose Center.

Estimated Cost: \$ 75,000

- 1.18. Construct water storage area, approximately 200 feet by 200 feet to a maximum depth of 10 feet; training in water rescue for EMS programs; submerged vehicle for EMS programs; and pump drafting for fire science programs, located at Site 2, Geneva Special Purpose Center.

Estimated Cost: \$ 150,000

- 1.19. Construct helicopter loading zone, with FAA required landing lights; 200 feet by 200 feet; for EMS programs, located at Site 2, Geneva Special Purpose Center.

Estimated Cost: \$ 150,000

- 1.20. Construct liquid propane gas burn training area; approximately 62,000 square feet; for fire science programs, located at Site 2, Geneva Special Purpose Center.

Estimated Cost: \$ 3,000,000

- 1.21. Construct railroad tank car training area, approximately 250 feet by 250 feet, for training in fire rescue and hazardous materials operations; located at Site 2, Geneva Special Purpose Center.

Estimated Cost: \$ 150,000

- 1.22. Construct 6-story fire training tower, with roadway access for each of the tower's four faces; approximately 62,000 square feet; for fire science programs, located at Site 2, Geneva Special Purpose Center.

Estimated Cost: \$ 1,000,000

- 1.23. Construct electrical transmission line and earth collapse (earth quake and sinkhole simulation) facility, approximately

Exhibit 500

62,000 square feet; for EMS and fire science programs, located at Site 2, Geneva Special Purpose Center.

Estimated Cost: \$ 1,000,000

Total Site Improvement: \$ 15,067,392

REMODELING

- 1.24. Remodel Facility 101 - Library; Rooms 1011, 1011A, 1011B, 1011C, 1011D, 1011E, 1011F, 1012, 1013, 2000C, 2100, 2100A, 2100B, 2100C, 2100D, 2100E, 2100F, 2100G, 2100H, 2100I, 2100J, 2100M, 2101, 2102, 2102A, 2102B, 2102C, 2103, 2104, 2105, 2106, 2107, 2108, 2109, 2109A, 2109B, 2109C, 2109D, 2109E, 2110, 2111, 2112, 2112A, 2113, 2114, 2114A, 2114B, 2115, 2115A, 2115B; as classroom facilities and service areas; use codes 110, 115; PLUS 325 students stations; 9100 NSF; as two (2) IMTS resource suites; use codes 212, 215; ZERO student stations; 7910 NSF; as recreation (parks, etc.) laboratory suites; use codes 210, 212, 215; PLUS 20 students stations; 2705 NSF; as three (3) recreation and tourism laboratory suites; use codes 210, 215; PLUS 60 student stations; 1995 NSF; as psychiatric technician laboratory suite; use codes 210, 215; PLUS 20 student stations; 1900 NSF; as broadcasting technology laboratory suite; use codes 210, 215; PLUS 20 student stations; 2580 NSF; as teacher aide laboratory suite; use codes 210, 215; PLUS 20 student stations; 1785 NSF; as audio-visual media technology laboratory suite; use codes 210, 212, 215; PLUS 20 student stations; 3845 NSF; and as office facilities and service areas; use codes 310, 315, 350, 355; ZERO student stations; 1271 NSF; total 33012 NSF. (Remodeling Rooms 1013, 2115; use code 110; LESS 88 student stations; Room 1011; use code 210; LESS 10 vocational student stations.)

Estimated Cost: \$ 2,055,327

- 1.25. Remodel Facility 201 - Science; Rooms 2100, 2101, 2102, 2102A, 2102B, 2102C, 2103, 2103A, 2103B, 2103C, 2103D, 2103E, 2103F, 2104, 2104A, 2104B, 2104C, 2104D, 2104E, 2104F, 2107, 2107A, 2108, 2108A, 2109, 2109A, 2109B, 2110, 2111, 2111A, 2112, 2112A, 2114, 2114A, 2115, 2116, 2117, 2118; as classroom facilities and service areas; use codes 110, 115; PLUS 300 student stations; 8400 NSF; and as office facilities and services areas; use codes 310, 315, 350, 355; ZERO student stations; 3383 NSF; total 11783 NSF. (Remodeling Rooms 2100, 2101, 2102, 2108, 2113, 2114, 2114A; use code 110; LESS

Exhibit 500

186 student stations; Rooms 2107, 2109, 2109A, 2111; use codes 210, 220; LESS 55 nonvocational student stations.)

Estimated Cost: \$ 733,610

- 1.26. Remodel Facility 201 - Science: Rooms 3000M, 3201, 3201A, 3202, 3203, 3203A, 3204, 3205, 3206, 3207, 3207A, 3208, 3208A, 3209, 3210, 3210A, 3211, 3212, 3212A, 3213, 3214, 3215, 3216, 3217; as two (2) classroom facilities and service areas; use codes 110, 115; PLUS 48 student stations; 1354 NSF; as one (1) biology laboratory suite; use codes 210, 215; PLUS 20 student stations; 1500 NSF; as two (2) ecology laboratory suites: use codes 210, 215; PLUS 40 student stations: 3000 NSF; as three (3) physics laboratory suites; use codes 210, 215; PLUS 60 student stations; 4200 NSF; as one (1) astronomy/meteorology laboratory suite; use codes 210, 215; PLUS 20 student stations; 1400 NSF; and as one (1) geology laboratory suite; use codes 210, 215; PLUS 20 student stations; 1400 NSF; total 12854 NSF. (Remodeling Rooms 3203, 3206, 3207, 3210A, 3214; use code 110; LESS 109 student stations; Rooms 3201, 3202, 3208, 3210, 3212, 3213, 3215; use code 210 nonvocational; LESS 117 student stations.)

Estimated Cost: \$ 800,290

- 1.27. Remodel Facility 301 - South Faculty Office; Rooms 1000A, 1000C, 1000E, 1001, 1001A, 1001B, 1001C, 1001D, 1002, 1002A, 1002B, 1003; as office facilities and service areas; use codes 310, 315, 350, 355; ZERO student stations; 4377 NSF.

Estimated Cost: \$ 272,512

- 1.28. Remodel Facility 401 - Vocational V; Rooms 1000E, 1000F, 1000G, 1000H, 1000I, 1000J, 1000K, 1000L, 1000M, 1003, 1004, 1005, 1006, 1006A, 1008, 1008A, 1012, 1014, 1015, 1016A, 1016B, 1017, 1018, 1019, 1021, 1022, 1024, 1027; as electromechanical technology laboratory suite; use codes 210, 215; PLUS 20 student stations; 5946 NSF. (Remodeling Room 1014; use code 110; LESS 45 student stations; Room 1006; use code 210 vocational; LESS 6 student stations.)

Estimated Cost: \$ 370,198

- 1.29. Remodel Facility 401 - Vocational V; Rooms 2000C, 2000E, 2106, 2106A, 2107, 2107A, 2107B, 2108, 2108A, 2108B, 2109, 2109A, 2109B, 2111, 2111A, 2111B, 2111C; as five (5) electronic technology laboratory suites; use codes 210, 212, 215; PLUS

Exhibit 500

100 student stations; 11375 NSF. (Remodeling Rooms 2106, 2107, 2108; use code 210 vocational; LESS 51 student stations; Room 2109; use code 110; LESS 44 student stations.)

Estimated Cost: \$ 708,208

- 1.30. Remodel Facility 401 - Vocational V; Rooms 2000H, 2101, 2101A, 2101B, 2101C, 2102, 2102A, 2102B, 2102C, 2102D, 2102E, 2102F, 2102G, 2102H; as office facilities and service areas; use codes 310, 315, 350, 355; ZERO student stations; 3039 NSF.

Estimated Cost: \$ 189,208

- 1.31. Remodel Facility 601 - Vocational K; Rooms 106, 107, 107A, 107B, 107C, 107D; as building construction laboratory suites; use codes 210, 215; PLUS 15 student stations; 1695 NSF; and as instrumentation technology laboratory suite; use codes 210, 215; PLUS 15 student stations; 1686 NSF; total 3381 NSF.

Estimated Cost: \$ 210,501

- 1.32. Remodel Facility 901 - Vocational J; Rooms 1001, 1001A, 1002, 1003, 1003A, 1003B, 1003C; as word processing laboratory suite; use codes 210, 215; PLUS 26 student stations; 2120 NSF; and as clerical occupations laboratory suite; use codes 210, 215; PLUS 24 student stations; 1388 NSF; total 3508 NSF. (Remodeling Room 1003; use code 210 vocational; LESS 24 student stations.)

Estimated Cost: \$ 218,408

- 1.33. Remodel Facility 901 - Vocational J; Rooms 2112, 2112A, 2116, 2116A; as medical records technology laboratory suite; use codes 210, 212, 215; PLUS 20 student stations; 2569 NSF. (Remodeling Room 2112; use code 110; LESS 37 student stations; Room 2116; use code 210 vocational; LESS 18 student stations.)

Estimated Cost: \$ 159,946

Total Remodeling: \$ 5,718,208

RENOVATION

- 1.34. Renovate, pursuant to definition in Sec. 235.011 (17), F.S., and provisions of Rule 6A-2, Part III, Sec. A, State Uniform

Exhibit 500

Building Code, campuswide fire and security systems; to include installation of state-of-the-art electronic monitoring and intruder alarm systems.

Estimated Cost: \$ 300,000

- 1.35. Renovate, pursuant to definition in Sec. 235.011 (17), F.S., and provisions of Rule 6A-2, Part III, Sec. A, State Uniform Building Code, campuswide energy management systems; to include state-of-the-art electronic monitoring and control systems and energy efficient window and window screening systems.

Estimated Cost: \$ 700,000

- 1.36. Renovate, pursuant to definition in Sec. 235.011 (17), F.S., and provisions of Rule 6A-2, Part III, Sec. A, State Uniform Building Code, campuswide utilities and building systems; to include HVAC, mechanical, structural, electrical, plumbing, building exterior, and elevator systems.

Estimated Cost: \$ 4,000,000

- 1.37. Renovate, pursuant to definition in Sec. 235.011 (17), F.S., and provisions of Rule 6A-2, Part III, Sec. A, State Uniform Building Code; Facility 101 - Library; Rooms 3000A, 3000B, 3000E, 3000G, 3000H, 3000I, 3200, 3201, 3202, 3202A, 3202B, 3203, 3203A, 3204, 3204A, 3204B, 3205, 3206, 3207, 3208, 3209, 3210, 3211, 3212, 3213, 3214, 3215, 3216; 18719 NSF.

Estimated Cost: \$ 776,839

- 1.38. Renovate, pursuant to definition in Sec. 235.011 (17), F.S., and provision of Rule 6A-2, Part III, Sec. A, State Uniform Building Code; Facility 901 - Vocational J; Rooms 2000E, 2000F, 2000R, 2101, 2101A, 2102, 2102A, 2103, 2103A, 2104, 2104A, 2105, 2105A, 2105B, 2106, 2106A, 2106B, 2106C, 2106D, 2106E, 2107, 2108, 2109, 2109A, 2110, 2111, 2111A, 2112B, 2113, 2114, 2115; 15272 NSF.

Estimated Cost: \$ 633,788

Total Renovation: \$ 6,410,627

NEW CONSTRUCTION

- 1.39. Construct three (3) classroom facilities and service areas;

Exhibit 500

use codes 110, 115; PLUS 75 student stations; 2100 NSF; 2983 GSF.

Estimated Cost: \$ 371,289

1.40. Construct three (3) biology laboratory suites; use codes 210, 215; PLUS 60 student stations; 4500 NSF; 6392 GSF.

Estimated Cost: \$ 795,868

1.41. Construct two (2) microbiology laboratory suites; use codes 210, 215; PLUS 40 student stations; 3000 NSF; 4261 GSF.

Estimated Cost: \$ 530,537

1.42. Construct two (2) anatomy laboratory suites; use codes 210, 215; PLUS 40 student stations; 3000 NSF; 4261 GSF.

Estimated Cost: \$ 530,537

1.43. Construct three (3) chemistry laboratory suites; use codes 210, 215; PLUS 90 student stations; 6050 NSF; 8593 GSF.

Estimated Cost: \$ 1,069,914

1.44. Construct IMTS resource suite; use codes 212, 215; ZERO student stations; 3025 NSF; 4297 GSF.

Estimated Cost: \$ 535,019

1.45. Construct four (4) nursing (RN) laboratory suites; use codes 210, 212, 215; PLUS 96 student stations; 22068 NSF; 31345 GSF.

Estimated Cost: \$ 3,902,766

1.46. Construct two (2) practical nursing laboratory suites; use codes 210, 212, 215; PLUS 48 student stations; 14344 NSF; 20374 GSF.

Estimated Cost: \$ 2,536,767

1.47. Construct nursing assisting laboratory suite; use codes 210, 215; PLUS 24 student stations; 1613 NSF; 2291 GSF.

Estimated Cost: \$ 285,252

1.48. Construct three (3) physical therapy assistant laboratory

Exhibit 500

suites; use codes 210, 215; PLUS 54 student stations; 6525 NSF; 9268 GSF.

Estimated Cost: \$ 1,153,959

- 1.49. Construct two (2) respiratory therapy technology laboratory suites; use codes 210, 212, 215; PLUS 40 student stations; 6440 NSF; 9147 GSF.

Estimated Cost: \$ 1,138,893

- 1.50. Construct emergency medical technology (paramedic) laboratory suite; use codes 210, 212, 215; PLUS 20 student stations; 3615 NSF; 5135 GSF.

Estimated Cost: \$ 639,359

- 1.51. Construct secretarial occupations (medical) laboratory suite; use codes 210, 215; PLUS 24 student stations; 1492 NSF; 2119 GSF.

Estimated Cost: \$ 263,837

- 1.52. Construct three (3) word processing (micro-computer) laboratory suite; use codes 210, 215; PLUS 60 student stations; 5100 NSF; 7244 GSF.

Estimated Cost: \$ 901,950

- 1.53. Construct automotive services technology laboratory suite; use codes 210, 212, 215; PLUS 14 student stations; 4476 NSF; 6358 GSF.

Estimated Cost: \$ 791,635

- 1.54. Construct automotive mechanics laboratory suite; use codes 210, 212, 215; PLUS 20 student stations; 4785 NSF; 6797 GSF.

Estimated Cost: \$ 846,294

- 1.55. Construct water and waste water treatment laboratory suite; use codes 210, 215; PLUS 20 student stations; 2445 NSF; 3473 GSF.

Estimated Cost: \$ 432,423

- 1.56. Construct environmental science laboratory suite; use codes



Exhibit 500

210, 212, 215; PLUS 30 student stations; 4065 NSF; 5774 GSF.

Estimated Cost: \$ 718,921

- 1.57. Construct physical education facilities and service areas; use codes 520, 523, 525; ZERO student stations; 17377 NSF; 24682 GSF.

Estimated Cost: \$ 3,073,156

- 1.58. Construct library facilities and service areas; use codes 410, 420, 430, 440, 455; ZERO student stations; 54465 NSF; 77362 GSF.

Estimated Cost: \$ 9,632,343

- 1.59. Construct audiovisual facilities and service areas; use codes 530, 535; ZERO student stations; 16643 NSF; 23640 GSF.

Estimated Cost: \$ 2,943,416

- 1.60. Construct auditorium/exhibition facilities and service areas; use codes 610, 615, 620, 625; ZERO student stations; 9081 NSF; 12899 GSF.

Estimated Cost: \$ 1,606,054

- 1.61. Construct student services facilities and service areas; use codes 630, 635, 650, 655, 660, 665, 670, 675, 680, 685, 690, 810, 830, 850, 895; ZERO student stations; 26367 NSF; 37452 GSF.

Estimated Cost: \$ 4,663,149

- 1.62. Construct office facilities and service areas; use codes 310, 315, 350, 355; ZERO student stations; 26014 NSF; 36950 GSF.

Estimated Cost: \$ 4,600,645

- 1.63. Construct support services and service areas; use codes 580, 585, 630, 635, 650, 655, 680, 685, 710, 715, 720, 725, 730, 735, 740, 745; ZERO student stations; 19914 NSF; 28286 GSF.

Estimated Cost: \$ 3,521,890

Total New Construction: \$47,485,997

Total Site 1: \$80,482,224

RECOMMENDATIONS

College: SEMINOLE COMMUNITY COLLEGE

Site : No. 3: East Center

SITE DEVELOPMENT

3.01. Develop 160 acre center to make it usable.

Estimated Cost: \$ 2,000,000

Total Site Development: \$ 2,000,000

SITE IMPROVEMENT

3.02. Construct 375 parking spaces with hard surface, positive drainage, curbs, gutters, and illumination.

Estimated Cost: \$ 375,000

3.03. Construct two-lane perimeter road around center site; approximately 4.5 miles.

Estimated Cost: \$ 800,000

3.04. Construct two-lane interior roads connecting to perimeter with curbs, illumination and positive drainage; approximately 3.5 miles.

Estimated Cost: \$ 450,000

3.05. Construct covered walkways with illumination to connect proposed Classroom Building to proposed Learning Resouce Center Building; proposed Learning Resource Center Building to proposed Student Services Building; proposed Student Services Building to proposed Administration Building; proposed Administration Building to proposed Maintenance Building; proposed Maintenance Building to proposed Classroom Building; approximately 5400 linear feet by 10 feet wide.

Estimated Cost: \$ 810,000

3.06. Construct centerwide exterior signs and directories.

Estimated Cost: \$ 300,000

Exhibit 500

3.07. Construct central utilities plant with utilities distribution.

Estimated Cost: \$ 4,000,000

3.08. Construct centerwide water and sewer distribution systems.

Estimated Cost: \$ 450,000

3.09. Construct centerwide stormwater drainage system.

Estimated Cost: \$ 300,000

3.10. Construct centerwide electrical distribution system.

Estimated Cost: \$ 450,000

3.11. Construct centerwide fire main distribution system.

Estimated Cost: \$ 250,000

3.12. Construct centerwide HVAC hot and chilled water system.

Estimated Cost: \$ 500,000

3.13. Construct centerwide telecommunications system.

Estimated Cost: \$ 200,000

Total Site Improvement: \$ 8,885,000

NEW CONSTRUCTION

3.14. Construct classroom facilities and service areas; use codes 110, 115; PLUS 275 student stations; 7700 NSF, 10937 GSF.

Estimated Cost: \$ 1,361,766

3.15. Construct biology laboratory suite; use codes 210, 215; PLUS 25 student stations; 1775 NSF, 2521 GSF.

Estimated Cost: \$ 313,890

3.16. Construct botany laboratory suite; use codes 210, 215; PLUS 20 student stations; 1500 NSF, 2131 GSF.

Estimated Cost: \$ 247,331

3.17. Construct physics laboratory suite; use codes 210, 215; PLUS 20 student stations; 1400 NSF, 1989 GSF.

Exhibit 500

Estimated Cost: \$ 247,650

- 3.18. Construct chemistry laboratory suite; use codes 210, 215; PLUS 20 student stations; 1400 NSF, 1989 GSF.

Estimated Cost: \$ 247,650

- 3.19. Construct art laboratory suite; use codes 210, 215; PLUS 20 student stations; 1335 NSF, 1896 GSF.

Estimated Cost: \$ 236,071

- 3.20. Construct choral music laboratory suite; use codes 210, 215; PLUS 20 student stations; 2410 NSF, 3423 GSF.

Estimated Cost: \$ 426,198

- 3.21. Construct student computer terminal facilities; use codes 240, 245; ZERO student stations; 1650 NSF, 2344 GSF.

Estimated Cost: \$ 291,851

- 3.22. Construct IMTS resource facilities; use codes 212, 215; ZERO student stations; 3955 NSF, 5618 GSF.

Estimated Cost: \$ 699,497

- 3.23. Construct two (2) business data processing laboratory suites; use codes 210, 212, 215; PLUS 30 student stations; 3140 NSF, 4460 GSF.

Estimated Cost: \$ 555,315

- 3.24. Construct graphics design technology laboratory suite; use codes 210, 212, 215; PLUS 20 student stations; 2560 NSF, 3636 GSF.

Estimated Cost: \$ 452,718

- 3.25. Construct cosmetology laboratory suite; use codes 210, 212, 215; PLUS 20 student stations; 2887 NSF, 4101 GSF.

Estimated Cost: \$ 510,616

- 3.26. Construct two (2) law enforcement laboratory suites; use codes 210, 212, 215; PLUS 30 student stations; 9980 NSF, 14176 GSF.

Estimated Cost: \$ 1,765,054

Exhibit 500

- 3.27. Construct correctional officer laboratory suite; use codes 210, 212, 215; PLUS 15 student stations; 1915 NSF, 2720 GSF.

Estimated Cost: \$ 338,667

- 3.28. Construct physical education facilities and service areas; use codes 520, 523, 525; ZERO student stations; 16000 NSF, 22726 GSF.

Estimated Cost: \$ 2,829,614

- 3.29. Construct library facilities and service areas; use codes 410, 420, 430, 440, 455; ZERO student stations; 8740 NSF, 12414 GSF.

Estimated Cost: \$ 1,545,667

- 3.30. Construct audiovisual facilities and service areas; use codes 530, 535; ZERO student stations; 2545 NSF, 3615 GSF.

Estimated Cost: \$ 450,104

- 3.31. Construct auditorium/exhibition facilities and service areas; use codes 610, 615, 620, 625; ZERO student stations; 3000 NSF, 4261 GSF.

Estimated Cost: \$ 530,537

- 3.32. Construct student services facilities and service areas; use codes 630, 635, 650, 655, 660, 665, 670, 675, 680, 685, 690, 810, 830, 850, 895; ZERO student stations; 7500 NSF, 10653 GSF.

Estimated Cost: \$ 1,326,405

- 3.33. Construct office facilities and service areas; use codes 310, 315, 350, 355; ZERO student stations; 12570 NSF, 17854 GSF.

Estimated Cost: \$ 2,223,002

- 3.34. Construct support services facilities and service areas; use codes 580, 585, 630, 635, 650, 655, 680, 685, 690, 710, 715, 720, 725, 730, 735, 740, 745; ZERO student stations; 5063 NSF, 7191 GSF.

Estimated Cost: \$ 895,351

Total New Construction: \$ 17,434,954

Total Site 3: \$ 28,379,954

Total Collegewide: \$108,862,178

### Standard Collegewide Recommendations

- SR.01. Provide custodial services facilities as prescribed in Rule 6A-2.038(2)(3), Florida Administrative Code.
- SR.02. Provide sanitation facilities for serving students, faculty, staff, and the general public as required in Rule 6A-2.068,.069, Florida Administrative Code.
- SR.03. Correct deficiencies related to safety, health, and sanitation as identified in Rule 6A-2, Part III, Section B, Florida Administrative Code, and as listed in the annual comprehensive safety inspection report of existing facilities, submitted by the college to the Office of Educational Facilities.
- SR.04. Replace defective roofs and roofing membranes, except those of unsatisfactory buildings, described in this survey report as scheduled for demolition or termination, in accordance with Rule 6A-2.0205(8), Florida Administrative Code.
- SR.05. Modify facilities, recommended for continued use in this survey report, to comply with the requirements of the Americans with Disabilities Act of 1990, Public Law 101-336, pursuant to the "Florida Americans with Disabilities Accessibility Implementation Act," Sections 553.501-553.513, Florida Statutes.
- SR.06. Replace or purchase additional furnishings and equipment, for facilities recommended for continued use in this survey report, as provided for in Rule 6A-2.0205(5), Florida Administrative Code.



FLORIDA DEPARTMENT OF  
EDUCATION

**Affirmative action/equal opportunity employer**